

DPU

Dr. D. Y. Patil Vidyapeeth, Pune

(Deemed University)

(Re-accredited by NAAC with a CGPA of 3.62 on a four point scale at 'A' Grade)

(An ISO 9001 : 2008 Certified University)

INFORMATION BROCHURE & APPLICATION FORM 2016



**All India Common Entrance Test 2016 (AICET - 2016)
for Admissions to**

MBBS / BDS

Programmes



राष्ट्रीय मूल्यांकन एवं प्रत्यायन परिषद

विश्वविद्यालय अनुदान आयोग का स्वायत्त संस्थान

NATIONAL ASSESSMENT AND ACCREDITATION COUNCIL

An Autonomous Institution of the University Grants Commission

Certificate of Accreditation

*The Executive Committee of the
National Assessment and Accreditation Council
on the recommendation of the duly appointed
Peer Team is pleased to declare the
Dr. D. Y. Patil Vidyapeeth
(Deemed to be University u/s 3 of the UGC Act 1956)
Pimpri, Pune, Maharashtra as
Accredited
with CGPA of 3.62 on four point scale
at A grade
valid up to March 02, 2020*

Date : March 03, 2015



*Amarendra
Director*

Dear Students,

It gives me immense pleasure to interact with you through this brochure. It is said that education is what stays with a person when everything else is gone. In today's competitive world, good education is not only a must but also an opportunity to excel in different spheres of life. It is my belief, education along with a sharp mind capable of understanding and possessing a sense of being a responsible individual is an antidote to ignorance.

Dr. D. Y. Patil Vidyapeeth, Pune is **Re-accredited** by NAAC with a **CGPA of 3.62** on a four point scale at '**A**' Grade. It is firmly believed that we, as a University, have to contribute towards the social and economic development of the nation. It is only possible by imparting higher education to its students so that they become competent, professional and liberal minded individuals. The University is providing high quality education ensuring the pursuit of knowledge and creation of new ideas.

The Medical Council of India has sanctioned an intake of 250 for the MBBS course, 164 seats for the post graduate medical course (MD & MS) and PG Diploma in as many as 20 subjects and 5 seats for super-specialty (M.Ch.) Course in Neuro-surgery, Urology and DM (Nephrology) to the Medical College. The MBBS degree of the Vidyapeeth has been recognized by Government of India, Ministry of Health and Family Welfare, Medical Council of India and the Malaysian Government and Malaysian Medical Council.

The Dental College has highly specialized units and equipment managed by empathetic staff, renowned specialist and highly skilled man power, The college has a sanctioned intake of 100 students for the BDS course and 49 students for MDS course in nine dental specialities. We have established a Clinical Research Centre in the Dental College that will undertake teaching and research programmes in collaboration with Goldman School of Dental Medicine, Boston University, Boston, USA. The BDS degree of the University has been recognized by the Government of India, Ministry of Health and Family Welfare, Dental Council of India (DCI) and Malaysian Government and Malaysian Dental Council.

In keeping with our commitment to excellence, a large hi-tech hospital is near completion on the campus, which will have an area of 7, 25,000 sq. ft. and provision for 1480 beds. This hospital will have 12 basic OPD's, 10 Super-speciality OPDs and 21 Operation Theatres.

I extend to you my best wishes for admission to a professional course of your choice.

Dr. P. D. Patil
President



Dear Students,

It is my privilege to share my views through this brochure, the best media to connect the young minds of the Nation-
“ The future “,as aptly said by Robert Maynard Hutchins “ the objective of education is to prepare the YOUNG to educate themselves throughout their lives.

Keeping with the Mission of Academic Excellence, DPU - Dr. D. Y. Patil Vidyapeeth, Pune, is always continuing its date with inexorable developmental activities in all the fronts, in a bid to create a world class University.

This is reflected by the consistent expansion of Infrastructure, Faculty Research contributions & National and International Linkages & Collaborative Initiatives, signaling out globally that DPU is focused with its thrust area in Research & Scientific developmental Activities.

Visualizing to see an enlightened, cultured, and economically vibrant INDIA, developed through education in diverse disciplines, we at DPU keep up the commitment to contribute towards the GROWTH of our Nation, the PURPOSE of our Vidyapeeth and also our DREAM to make DPU a global hub for academic excellence in the field of higher education.

Mrs. Bhagyashree P. Patil

Vice Chairperson



Dear Students,

Dr. D. Y. Patil Vidyapeeth, Pune has achieved an important position in the educational landscape of Maharashtra and India. This is a matter of gratification for the faculty, students, staff and other stakeholders of the Vidyapeeth. It will motivate them to take this institution to greater heights of excellence and accomplishments.

Our Vidyapeeth is dedicated to the triple mission of education, research and community service. It is committed to maintaining a conducive educational environment which prepares students for a career of excellence in the practice of medicine and dentistry and service to their communities.

Committed to fulfilling our responsibilities, it is our mission to educate students to become caring, compassionate, ethical and proficient health care professionals. We believe that they will be creative biomedical students, capable of conducting research in the health sciences and encouraging new responses to health care needs including providing excellence in patient care.

We believe that the students will be able to study in an environment that is respectful of others, adaptive to change, accountable for outcomes and attentive to the needs of the under privileged.

We remain committed to providing the doctors, dentists, scientists and those in public health with an outstanding education in both science and humanism.

With this message, I welcome you all to this Vidyapeeth for pursuing a course of your choice and I wish you all the best !

Prof. K. B. Powar
Chancellor



Dear Students,

It gives me great pleasure in introducing to you, one of the premier institutions in the field of health sciences in the country. I believe the success of a premier University lies in the perfect combination of having dedicated and knowledgeable faculty and state of the art infrastructure along with students having an urge to learn and create something. Dr. D. Y. Patil Vidyapeeth, Pune has always encouraged combination of these three essential requirements and that is why it has touched the pinnacle in the field of education, particularly health sciences and has been re-accredited in 'A' grade with CGPA of 3.62 on 4.0 scale.

With an aim of providing the latest advancements in their respective fields and ensuring the students to be at par with their international counterparts, regular interactions with internationally acclaimed guests faculty are organized. In this regard, a regular online programme Clinical Global Health Education in collaboration with John Hopkins University School of Medicine has been initiated in the University.

At our colleges, we provide opportunities for involvement in innovative research projects and life enhancing community service thriving on our campuses. We believe that complete education is what makes a student self-educated. To ensure this, greater emphasis is given on what student have learned and not necessarily what they were taught.

Both, Medical and Dental College under the aegis of Dr. D. Y. Patil Vidyapeeth, Pune have world class infrastructure, virtual classrooms, highly qualified and dedicated faculty, adequate co-curricular facilities, spacious museums, laboratories, and libraries having sufficient number of books and journals, with vast and varied clinical material. The college has the right blend of ambience to promote the highest level of academic and personality development of each student.

What we have achieved so far is definitely commendable. But, I believe that there is still scope for us to become better and to reach higher levels of academic excellence. I have no doubt that we will be able to achieve these objectives with cooperation from our faculties of various institutions, which include experienced, knowledgeable and caring mentors.

Lastly, I congratulate you for having chosen this college to pursue and attain your future dreams and professional objectives in the area of health sciences and wish to extend my heartiest welcome on behalf of the entire Vidyapeeth fraternity. I wish you All the Best for a successful performance at the AICET-2016.

Dr. P. N. Razdan
Vice Chancellor



Sixth Convocation of the Vidyapeeth - 26th June 2015



Gold Medal Awardees with Chief Guest



Felicitation of Chief Guest Shri. Pranab Mukherjee
President of India



Felicitation of Shri. CH Vidyasagar Rao
Governor of Maharashtra



Felicitation of Dr. Raghunath Mashelkar
National Research Professor



Gold Medal Awarded
by the hands of Shri. Pranab Mukherjee
President of India



Gold Medal Awarded
by the hands of Shri. Pranab Mukherjee
President of India

DPU Teacher Awards Ceremony



Felicitation of Chief Guest Prof. P. Balaram
Former Director, Indian Institute of Science, Bangalore



Dr. P. D. Patil Young Researcher Award to Teachers
for the years 2014-15 by the hands of
Prof. P. Balaram, Former Director,
Indian Institute of Science, Bangalore on 5th Sept. 2015



Prizes to Class Topper Students for the
years 2014-15 by the hands of
Prof. P. Balaram, Former Director,
Indian Institute of Science, Bangalore on 5th Sept. 2015

Inauguration of "Yashoda" Human Milk Bank



Location

Dr. D. Y. Patil Vidyapeeth, Pune

Pune - From Cultural Capital to IT Hub is also known as Oxford of the East

Pune having more than a hundred educational institutes, nine Universities, with students from all over the world studying at the colleges of the Nine Universities, have acquired a reputation of being known as "The Oxford of the East". About 25,000 foreign students from over 99 countries are studying at Pune.

Pune is a city of great historical importance. It flourished during the rule of Shivaji, the founder of the great Maratha dynasty in India, and grew during the Peshwa rule. It is situated at the height of 575 meters above the sea level, on the Deccan plateau in the Sahyadri ranges.

Pune is a green and picturesque city surrounded by verdant hills. It has a large number of reputed educational and research institutes, such as University of Pune, Deccan College, College of Military Engineering (CME), Armed Forces Medical College (AFMC), Bhandarkar Oriental Research Institute, National Chemical Laboratory (NCL), National Defence Academy (NDA) National Center for Cell science (NCCS), National Institute of Virology (NIV), National AIDS Research Institute (NARI) and Information Technology park at Hinjewadi, etc. Dr. D. Y. Patil Vidyapeeth, Pune and its constituent colleges / institutes are located in Pimpri Chinchwad area in Pune.

Dr. D. Y. Patil Vidyapeeth, Pune is located at a distance of 13 km. from Pune Railway Station and from the Airport. Pune is well connected not only to Mumbai but also with the entire India through rail, air and by roads. It also has an International Airport.

SALIENT FEATURES

Altitude	575 m	
Area	146 sq. km.	
Population	6.5 Million (approx)	
Language	Marathi, English, Hindi	
Climate	Max. Temp (C)	Min. Temp (C)
Summer	38	20
Winter	25	8
Rain	Moderate 75 cm. p.a.	



About Vidyapeeth

Vision

To help build an enlightened, culturally and economically vibrant India, developed through education in diverse disciplines.

Mission

To contribute to the socio-economic and ethical development of the nation, by providing high quality education through institutions that have dedicated faculty and state-of-the-art infrastructure, and are capable of developing competent professionals and liberal-minded citizens.

Vision 2025

To develop a knowledge centre which will be recognised for its academic pursue not only in India but also globally

Objectives

The principal objectives of the Vidyapeeth are to :

- Establish institutions for learning and research.
- Raise academic standards in the constituent units of the Vidyapeeth.
- Develop evaluation methods that rest students objectively.
- Bring about capacity development of teachers.
- Encourage both teachers and students to undertake research.
- Enter into collaboration with higher educational institutions.
- Undertake extension activities for the development of the community.
- Develop and enter into collaborative programmes with Indian and foreign Universities and other academic institutions, scientific organizations and other agencies.
- Carry out instructions and training, distinguishable from programmes of ordinary nature, for making distinctive contributions in the areas of specializations.
- Provide for special training or coaching for competitive examinations, for recruitment to the Public Services, Public Undertakings and other competitive employment opportunities
- Develop students personalities as informed and objective critics, identify and cultivate their talents, train right kind of leadership, develop right kind of attitudes, interests and values.

Establishment

Dr. D. Y. Patil Vidyapeeth, Pune was granted Deemed-to-be University status under section 3 of the University Grants Commission Act 1956 by the Government of India, Ministry of Human Resource Development, vide their Notification No. F.9-39/2001 - U.3 dated 11/01/2003 on the recommendation of the University Grants Commission, New Delhi.

This status was accorded in recognition of high quality of education imparted through the state-of-the-art infrastructure and dedicated faculty of the medical college and ascertaining the potential of the institute for excellence.

Membership National and International Bodies

- Association of Indian Universities (AIU), New Delhi.
- Association of Commonwealth Universities (ACU), UK.
- International Association of University Presidents (IAUP), US.
- All India Management Association (AIMA), New Delhi
- Institutional Membership of the Current Science Association, Bangalore

Recognitions

- Re-accredited by National Assessment and Accreditation Council (NAAC) with a CGPA of 3.62 on a four point scale at "A" Grade.
- Medical Council of India (MCI), New Delhi and Ministry of Health and Family Welfare, Government of India.
- Dental Council of India (DCI), New Delhi and Ministry of Health and Family Welfare, Government of India.
- Ministry of Science & Technology, Department of Scientific and Industrial Research Organization (SIRO), New Delhi.
- Degree of MBBS is recognized by Malaysian Government and Malaysian Medical Council.
- Degree of BDS is recognized by Malaysian Government and Malaysian Dental Council.
- Ethics Committee is registered by Drug Controller General of India (DCGI)

Constituent Colleges and Institutes :

- Dr. D. Y. Patil Medical College, Hospital & Research Centre, Pimpri, Pune.
- Dr. D. Y. Patil Dental College & Hospital, Pimpri, Pune.
- Dr. D. Y. Patil College of Physiotherapy, Pimpri, Pune.
- Dr. D. Y. Patil College of Nursing, Pimpri, Pune.
- Dr. D. Y. Patil Biotechnology and Bioinformatics Institute, Tathawade, Pune.
- Global Business School & Research Centre, Tathwade, Pune.
- Dr. D. Y. Patil Institute of Optometry and Visual Sciences, Pimpri, Pune.

My Dear Students

At the outset, let me wish you the best of luck for the All India Common Entrance Test (AICET-16) to be conducted by Dr. D. Y. Patil Vidyapeeth, Pune.

Dr. D. Y. Patil Medical College, Hospital and Research Centre, Pimpri, Pune, is a constituent unit of Dr. D. Y. Patil Vidyapeeth deemed to be University.

It is one of the best teaching and research institutions in the country, recognized by the Medical Council of India (MCI), Government of India, Ministry of Health & Family Welfare. It is one of the jewels in the crown that glitters among other prestigious Institutions of our University.

The Medical Council of India has permitted the College to run MBBS course, Post Graduate Courses in 20 subjects and Superspeciality Courses in M.Ch (Neurosurgery), M.Ch (Urology) and D. M. (Nephrology). The annual intake is 250 students for MBBS, 164 students for MD/MS/Diploma & 5 students for superpeciality course.

Our strength lies in a team of highly qualified and experienced faculty, ably supported by an equally dedicated staff. This is taking the college to new heights and putting it on the world map. Whether it is winning best paper awards in conferences, holding workshops with International faculty or teleconferencing with top Universities worldwide, laurels and awards are being bestowed upon us from all quarters. Our students are even being chosen to present scientific papers at the national level. We, in fact, pursue the old tradition of Guru and Shishya in our prestigious Medical College.

Our excellent infrastructure includes museums, spacious lecture halls, a well stocked library, auditorium, laboratories, CT scan, MRI, Colour Doppler, Dialysis units besides the usual Operation Theaters, ICUs, and a very well-equipped Laboratory. Facilities exist for specialized investigations like Mammography, various Endoscopies, Blood gas analysis and a host of other sophisticated tests. Specialized investigations like blood gas analysis, U.V. visual spectrophotometric analysis, etc. are carried out in the hospital attached to the College.

Our library boasts of the latest Journals and Periodicals, Internet facilities and an air- conditioned environment conducive to learning. Modern teaching aids like Close Circuit T.V., LCD Projection, Power Point Presentation, Tele Conferencing and Video Conferencing, etc. are routinely used.

Dr. D. Y. Patil Medical College, Hospital and Research Centre, Pune is backed by a powerful research centre, which is recognized by the Government of Maharashtra for Rajiv Gandhi Jeevandayee Arogya Yojana Scheme.

I am sure that you will be inspired and motivated by the devotion and commitment of the creator of this University - Dr. P. D. Patil, whose tremendous efforts and services to humanity have made this Medical College extraordinary.

Wishing you Best of Luck and success in your professional career.

Dr. (Mrs.) P. Vatsalaswamy
Dean



Dr. D. Y. Patil Medical College, Hospital & Research Centre, Pune.



Dr. D. Y. Patil Medical College, Hospital and Research Centre, Pune established in 1996, received recognition of the Medical Council of India (MCI), for the award of MBBS degree from its very first batch. The Dr. D. Y. Patil Vidyapeeth comprising of Dr. D. Y. Patil Medical College, Hospital & Research Centre, has been accorded the status of University under section 3 of the UGC Act, 1956, vide Notification No. F. 9-39/2001-U.3 dated 11th Jan. 2003 of the Government of India, Ministry of Human Resource Development.

In 2003, the college was permitted to conduct postgraduate courses in a some subjects. In June 2005, the college was allowed an intake of 81 students in post graduate degree and diploma courses, Presently there are 250 intake for MBBS and 164 PG-students in the following 20 subjects : General Surgery, Obstetrics & Gynaecology, Orthopaedics, Ophthalmology, Otorhinolaryngology (ENT), General Medicine, Paediatrics, Anaesthesiology,

Psychiatry, Radiodiagnosis, Respiratory Medicine, Dermatology, Venerology and Leprosy, Pathology, Community Medicine, Pharmacology, Microbiology, Anatomy, Physiology, Emergency Medicine and Biochemistry. The college also conducts super-specialty courses in Neurosurgery, Urology and Nephrology with annual intake of 5 per year. The Ph.D. Programme is also available in all specialities in Medical College.

These recognitions and expansions granted by the MCI, UGC, MHRD and by the Ministry of Health & Family Welfare, Government of India are the result of visionary guidance and whole hearted support of our President, Dr. P. D. Patil the efforts put in by the faculty and the excellent facilities such as spacious buildings, air conditioned lecture halls, well-equipped laboratories, well-stocked library, a hospital with super speciality facilities, such as MRI, whole body CT Scan, Colour Doppler, Sonography, Endoscopy, Colposcopy, Lithotripsy, Holmium Laser unit, etc.

Besides regular lectures and practicals, the college gives importance to research. Several research proposals of post-graduate students and of the faculty members have been approved and funded by bodies, such as, Indian Council of Medical Research (ICMR), DST and the Dr. D.Y. Patil Vidyapeeth, Pune, etc.



■ Medical College

THE COLLEGE CAMPUS Learning with Spirit

Dr. D. Y. Patil Vidyapeeth, Pune Administrative Building and Dr. D. Y. Patil Medical College, Hospital and Research Centre are located in the same sprawling campus at Pimpri, Pune. The college building is a masterpiece of architecture and has state-of-the-art facilities that are in tune with the best in the world. The college building basks in fine aesthetics and is impressive. It has a mural of Lord Dhanvantari on its facade and the magnificent fibre glass dome that can be seen from miles around. The college has a comprehensive set of 24 departments that make a complete learning.



■ University Campus

LECTURE HALLS- Empowering with Knowledge

The college has eight well laid-out lecture halls; Five with seating capacity of 300 each and three examination halls with seating capacity of 250 each. The desks are well spaced out and halls are airy, well-lit and have fine acoustics. Each hall also has the latest audio visual teaching aids. All other aspects pertaining to medical learning have been taken into account in planning and making of these lecture halls.



■ Lecture Halls

The Facilities

AUDITORIUM - Inculcating Versatility

The Auditorium is centrally air-conditioned and is fully equipped with audio-visual facilities. It is extensively used for seminars, symposia, lectures of eminent speakers, etc.



■ Auditorium

LIBRARY - A Resource & Information Centre

The college has an excellent central library facility. It has a total floor area of 4000 sq. meter, with a provision for a separate reading room for the teaching staff and spacious reading halls to accommodate over 750 students. The total collection of the library is more than 22,060 volumes. The Library subscribes to most of the National and International Journals required for the undergraduate and post-graduate students and faculty. Apart from 1747 online journals, in addition to the central library facility, each Department has its own Departmental Library. The Reading Room of the central library is kept open from 7 a.m. to midnight for the students to use it according to their convenience, need and habit.

The central library has been provided with Wi-Fi internet facility and students and the faculty have open access to this facility. As the College and hostels are 'Wi-Fi' enabled, the students can access information from any point any where.



■ Library - Reference Section



■ State-of-the-art Seating Arrangements in Library

HOSTELS - Home Away from Home

The college has three well-furnished, self-contained hostels on the campus. The hostel rooms are airy. Round the clock security is provided. There is a cafeteria attached to each hostel. The mess facility is also provided to hostel residing students. The hostels have reading rooms, recreational areas with T.V. and indoor game facilities such as carom, table tennis, etc. The hostels have a well-equipped gym under the supervision of a physical trainer.



■ Hostels

STUDENT COUNSELLING

Parental Care

Students admitted to the first year MBBS are from 10+2 stream from other different states of India and there is a structural difference between the school and college education. Therefore, for the smooth integration of students in the new environment, regular counseling sessions are arranged for the students. Senior members of the faculty look after this activity as mentors. Every attempt is made to see that students feel confident and fully secure and the changeover is smooth.

PARENT-TEACHER ORGANIZATION

Teaming Up

Parent-Teacher Organisation is a unique feature of our college. Parents and teachers interact with each other regularly to ensure the well being of their wards. This is another step towards helping the student adjust to a new environment.

THE FACULTY

The Cutting Edge

The college has a team of dedicated and highly qualified faculty in all specialities with a vast teaching experience both at under graduate and post graduate levels. The faculty is involved in continuous, relevant and innovative research programmes. They are also invited as guest speakers at many well known institutions in the country. Senior members of the teaching staff are invited as paper setters, examiners and moderators by various universities all over India. The college deputed its faculty to attend workshops, seminars, conferences, symposia, etc., frequently. The quality of teaching is evident from the excellent results of the college.

Special Features

- Highly qualified and experienced staff as per the norms laid down by the Medical Council of India (MCI).
- Museums with multitude of specimens for student study and reference.
- Well-stocked departmental libraries with latest reference books and journals.
- OHP, LCD projectors, Slide projector, Computers and CD-ROMs.
- Well planned laboratories with all modern equipment.



■ Learning Research

THE HOSPITAL

Learning skills and Healing

A good hospital gives any medical college a fine learning reputation. The hospital provides ample and varied clinical material to the students, enabling them to be conversant with multitudes of ailments, infirmities and diseases and treatments thereon. Dr. D. Y. Patil Medical College has a 1480 bed hospital with all modern amenities and equipment from the learning point of view. It caters to all the specialities and is manned by highly qualified, successful and experienced faculty members. The hospital is well equipped with modern amenities required for treatment including C.T. Scan, Colour Doppler, MRI, Sonography, Endoscopy, Colposcopy. Lithotripsy Machine, 100 watt Holmium Laser Unit with C-Arm and Image Intensifier, latest models of anaesthetic machines, Bactec Systems, Real Time PCR. The hospital has excellent backup of the supporting departments and ultra modern laboratories.



■ Anatomy Museum



■ Pathology Museum



■ Community Medicine Museum

INTENSIVE CARE UNIT (I.C.U.) : 50 beds

- ICU with 12 bed capacity (6 ICU & 6 ICCU) Medical, 10 bed capacity (5 SICU & 5 RICU) for Surgical ICU, 28 beds capacity (20 NICU & 8 PICU) Pediatrics ICU with all the sophisticated & modern facilities are available under the charge of highly qualified and experienced Doctors **and apart from it, 105 ICU beds for various specialties will be made available very soon.**
- Hospital OPD per day average patients is 3445.
- Ultramodern ventilators and multi parametric monitors with central monitoring system.
- ICUs with trained and experienced staff and nurses.
- Fully equipped Central Laboratory Facilities.
- Arterial Blood Gas Analyzer.
- Stress test, pulmonary functions tests, etc.



■ Intensive Care Units (ICUs)



■ I.C.U.



■ Operation Theatre

HOSPITAL - MEDICAL SERVICES AT A GLANCE

Other supportive services:

- Well equipped clinical departments
- Modern supportive diagnostic services
- Pediatrics and neonatology
- Emergency and trauma care
- 24 hour blood bank
- 24 hour casualty medical services
- 24 hour ambulance services
- Pharmacy
- Geriatric centre



■ Dialysis Unit

RADIOLOGY

The department of Radio Diagnosis and Imaging is very well equipped and is one of the best center in pune.

The department, incorporating the newer ideas and most up-to-date features, has facilities, such as Two MRI Machines, DSA and Multi Slice CT Scanners. An excellent Mammography unit helps in early diagnosis and management of breast diseases. The department also has High Resolution Colour Doppler and Ultrasonography units with all the latest probes. Digital Radiography, Conventional X-ray units and image intensifier provide the basic radiography set up.

CENTRAL CLINICAL LABORATORY

Laboratory facility for various investigations under Pathology, Biochemistry, Microbiology are equipped with Culture Automatic Cell Counter, Blood Gas Analyzer, Electrolytes Analyzer, Auto-Analyzer, Histopathology diagnosis, Culture Sensitivity, Hormonal assays etc. The facility is run on 24x7 basis under supervision of experts.

State-of-the-Art Radiology Equipment

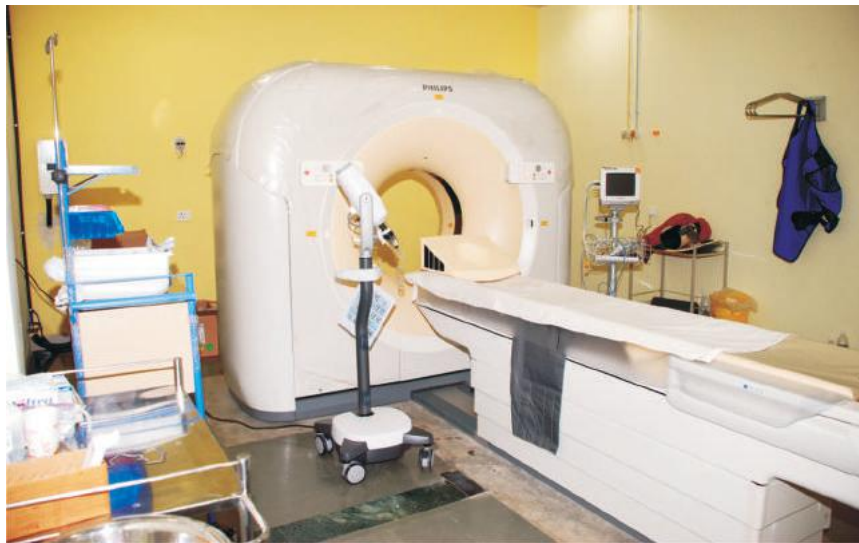
In a bid to provide better health care facilities to its patients and society, a new state-of-the-art, Siemens Avanto 1.5 Tesla Magnetic Resonance Imaging (MRI) machine, with matrix technology was installed at the Dr. D. Y. Patil Medical College, Hospital and the Research Centre, Pimpri. With this addition the institute has two MRI machines providing immediate MRI scans to the needy patients.

The machine uses Total Imaging Matrix (TIM) technology. The MRI is capable of imaging the whole body with applications for brain, spine, abdomen, heart, Musculo-skeletal, breast etc. In addition to routine studies, advanced applications in neurology, orthopedics, whole body diffusion, non-contrast perfusion and high resolution peripheral imaging are possible. Also, in case of non-cooperative and paediatric patients it is possible to correct motion artifacts. Imaging of abdomen without holding of breath by the patient can also be done with the help of this machine.

Other advanced applications like colour mapping of tracts of brain, functional brain imaging, brain perfusion studies without contrast injection along with whole body diffusion imaging are possible on this equipment. Three dimensional (3D) acquisitions with sub-millimeter resolution of body, high resolution breast imaging, early detection of degeneration of Cartilage and spectroscopy are other available tools. Angiographies of limbs are possible without patient repositioning adding to the patients comfort and speed of examination throughout.



■ Sonography



■ High End MRI Machine



■ Mammography



■ MRI - I



■ C T Scan



■ C Arm

Highlights of the Hi-tech Hospital

In keeping with our commitment to excellence, a large Hi-tech Hospital is under construction on the campus is nearly on completion stage.

Dr. D. Y. Patil Hi-Tech Hospital and Research Centre is being built on a total area of 7,25,000 sq. ft. with a provision of 1480 beds, 12 basic OPDs, 10 Superspeciality OPDs & 21 operation theatres, angiography, angioplasty and stent implantations, cardio-vascular surgery (bypass and valve replacement), electrophysiology and radio frequency ablation therapy, paediatric and neonatal surgery, transplantation of kidney and bone marrow, replacement of hip, elbow and knee joints, cosmetic surgery & laser surgical facility.

Cancer diagnostic & treatments including radiotherapy, ultra fast cardiac C. T. scan, In-Vitro Fertilization and embryo transplant (test tube baby), trauma centre, eye bank, stem cell bank, bone marrow bank, blood bank with component separation facility, Cardiac, surgical, medical, neonatal & paediatric intensive care units, etc.

The hospital is proposed to have a helipad with facilities for air ambulance in case of emergencies



■ Entrance Lobby



■ Operation Theaters



■ Operation Theaters



■ Cath Lab



■ Prompt Management in Wards of Hi-Tech. Hospital



■ OPD Rush in Peak Hours at Hi-Tech. Hospital

Dr. D. Y. Patil Medical College Staff

Sr. No.	Staff Name	Qualification	Designation	Teaching Experience
1	Dr. P. Vatsalawaswamy	MBBS,MS, FASI	Dean	43yrs
2	Dr. Dilip Vaidya	MBBS,MS	Medical Superintendent	32yrs

Anatomy

Sr. No.	Staff Name	Qualification	Designation	Teaching Experience
1	Dr. Manvikar P. R.	MBBS,MD,DLO	Prof. & HOD	17 yrs
2	Dr. Vasanti Arole	MBBS,MS	Professor	43 yrs
3	Dr. P. Vatsalawaswamy	MBBS,MS,FASI	Professor	43 yrs
4	Dr. Bharambe Vaishaly	MBBS,MD	Asso.Prof.	19 yrs
5	Dr. Preeti Sonje	MBBS,MD	Asst. Prof.	7 yrs
6	Dr. Amol Shinde	MBBS,MD	Asst. Prof.	6 yrs
7	Dr. Neelesh Kanasker	MBBS,MD	Asst. Prof.	6 yrs
8	Dr. Dinesh Patel	MBBS,MD	Asst. Prof.	5 yrs
9	Dr. Preeti Awari	MBBS,MD	Asst. Prof.	5 yrs
10	Dr. Namrata Chavan	MBBS,MD	Asst. Prof.	6 yrs
11	Dr. Sapna Shevade	BPT,MSC	Asst. Prof.	6 yrs
12	Dr. Jasbir Garcha	MBBS	Demonstrator	19 yrs
13	Dr. Pallavi Bajpayee	MBBS DOMS	Demonstrator	7 yrs
14	Dr. Avinash Namdas	MBBS	Demonstrator	1year
15	Dr. Yogesh B. Gavasane	MBBS	Demonstrator	1year
16	Dr. Nilesh Kabra	MBBS	Demonstrator	1year
17	Dr. Kishor Kumar Hande	MBBS	Demonstrator	1year

Physiology

Sr. No.	Staff Name	Qualification	Designation	Teaching Experience
1	Dr. Nirmala Borade	MBBS,MD	Prof & HOD	35 yrs
2	Dr. Mahesh Karandikar	MSc, Med, Ph.D	Professor	20 yrs
3	Dr. Archana Jadhav	MBBS,MD	Professor	13 yrs
4	Dr. Neelam Bala Prasad	MSc, Ph.D	Asso.Prof.	15 yrs
5	Dr. Sood R.S.	MBBS,MD	Asso. Prof.	18 yrs
6	Dr. Prashant Khuje	MBBS,MD	Asso.Prof.	9 yrs
7	Dr. Jadhav Sugata S.	MBBS,MD	Asst. Prof.	19 yrs
8	Dr. Seema Methre	MBBS,MD	Asst. Prof.	5 yrs
9	Dr. Sheetal Salvi	MBBS,MD	Asst. Prof.	5 yrs
10	Dr. Ramya Jayakumar	MBBS,MD	Asst. Prof.	4 yrs
11	Dr. Ashwini N. Patil	MBBS,MD	Asst. Prof.	4 yrs
12	Dr. Bageshree Pande	MBBS,MD	Asst. Prof.	3 yrs
13	Dr. Anuradha Diddee	MBBS	Demonstrator	19 yrs
14	Dr. Prafull H Tuerao	MBBS	Demonstrator	2 year

Sr. No.	Staff Name	Qualification	Designation	Teaching Experience
15	Dr. Srinivas B. Dhangar	MBBS	Demonstrator	1 year
16	Dr. Atish Rupartiwar	MBBS	Demonstrator	1year
17	Dr. Pradeep Bansode	MBBS	Demonstrator	1year
18	Dr. Priyanka Kulkarni	MBBS	Demonstrator	1year
19	Dr. Satish Mahajan	MBBS	Demonstrator	1month

Biochemistry

Sr. No.	Staff Name	Qualification	Designation	Teaching Experience
1	Dr. M. A. Tilak	MBBS,MD	Prof. & HOD	22 yrs
2	Dr. R.D.Naoley	MSc, Ph.D	Professor	37 yrs
3	Dr. More U.K.	MSc, Ph.D	Professor	22 yrs
4	Dr. Vaishali Dhat	MBBS, MD	Professor	15 yrs
5	Dr. Sarita A. Shinde	MSc, Ph.D	Asso. Prof.	15 yrs
6	Dr. Pradnya Jay Phalak	MBBS,MD	Asso. Prof.	10 yrs
7	Dr. Anita Deshmukh	MBBS,MD	Asso. Prof.	10 yrs
8	Dr. Lalna Rajendra Takale	MBBS,MD	Asst. Prof.	8 yrs
9	Dr. Abhijit Pratap	MBBS,MD	Asst. Prof.	6 yrs
10	Dr. Shilpa Joshi	MBBS,MD	Asst. Prof.	4 yrs
11	Dr. Pallavi Palshikar	MBBS,MD	Asst. Prof.	3 yrs
12	Mrs. Madhuri Jagtap	MSc	Demonstrator	4 yrs
13	Dr. Neelima V. More	MBBS	Demonstrator	2 yrs
14	Dr. Pooja Kulkarni	MBBS	Demonstrator	1year
15	Dr. Chetan Deogade	MBBS	Demonstrator	1year
16	Dr. Pragati Kurme	MBBS	Demonstrator	1year

Pharmacology

Sr. No.	Staff Name	Qualification	Designation	Teaching Experience
1	Dr. Abhijeet V. Tilak	MBBS,MD	Prof & HOD	22 yrs
2	Dr. Prema P. Shidore	MBBS,MD	Professor	41 yrs
3	Dr. S. V. Dange	MBBS,MD,MCh	Professor	36 yrs
4	Dr. Sarita Mulkalwar	MBBS,MD	Professor	17 yrs
5	Dr. Seema Bhalerao	MBBS,MD	Professor	21 yrs
6	Dr. Rahul R. Bhalsinge	MSc,PhD	Asst. Prof.	11 yrs
7	Dr. Anita A. Barde	MSc,PhD	Asst. Prof.	12 yrs
8	Dr. Kalbhairav Shinde	MBBS,MD	Asst. Prof.	6 yrs
9	Dr. Satkar Rajbhøj	MBBS,MD	Asst. Prof.	5 yrs
10	Dr. Shraddha Yadav	MBBS,MD	Asst. Prof.	6 yrs
11	Dr. Rane B.T.	MBBS	Demonstrator	22 yrs
12	Dr. Sanjay A. Dabhade	MBBS	Demonstrator	15 yrs
13	Dr. Sandhya Garad	MBBS	Demonstrator	2 yrs
14	Dr. Preeti Batanglikar	MBBS	Demonstrator	1year
15	Dr. Sapna More	MBBS, MD	Demonstrator	3 yrs
16	Dr. Ashwini Kamdi	MVSc, AH	Veterinary Officer	4 month

Pathology

Sr. No.	Staff Name	Qualification	Designation	Teaching Experience
1	Dr. (Col) Harsh Kumar	MBBS,MD	Prof & HOD	24 yrs
2	Dr. S. S. Chandanwale	MBBS,MD	Professor	27 yrs
3	Dr. Charusheela R. Gore	MBBS,MD	Professor	22 yrs
4	Dr. Archana C. Buch	MBBS,MD	Professor	20 yrs
5	Dr. Pagaro Pradhan M.	MBBS,MD,LLB	Professor	18 yrs
6	Dr. Sunita Bamanikar	MBBS,MD,DCP	Professor	16 yrs
7	Dr. Arpana Dharwadkar	MBBS,MD	Asso. Prof.	8 yrs
8	Dr. Shruti Vimal	MBBS,MD	Asso. Prof.	8 yrs
9	Dr. Rupali Bavikar	MBBS, MD	Asso. Prof.	10 yrs
10	Dr. Sushama Gurwale	MBBS,MD	Asst. Prof.	8 yrs
11	Dr. Komal Sawaimul	MBBS,MD	Asst. Prof.	6 yrs
12	Dr. Tushar Kamble	MBBS,MD	Asst. Prof.	7 yrs
13	Dr. M. B. Iqbal	MBBS,MD	Asst. Prof.	7 yrs
14	Dr. Sushma P. Kulkarni	MBBS,MD	Asst. Prof.	4 yrs
15	Dr. Yogesh Tayade	MBBS,MD	Asst. Prof.	4 yrs
16	Dr. Shubhangi Y Tayade	MBBS,MD	Asst. Prof.	4 yrs
17	Dr. Vidya Viswanathan	MBBS,MD,DCP	Asst. Prof.	10 yrs
18	Dr. Yamini Ingale	MBBS, MD	Asst.Prof. cum BTO	1 yr
19	Dr. Anjali H. Deshpande	MBBS,DCP	Demonstrator	26 yrs
20	Dr. Wrunda C. Raut	MBBS	Demonstrator	18 yrs
21	Dr. A. J. Nagarkar	MBBS	Demonstrator	18 yrs
22	Dr. Monali Kadam	MBBS	Demonstrator	1year
23	Dr. Kamini Masul	MBBS	Demonstrator	1year
24	Dr. Sharad Pole	MBBS	Demonstrator	1year
25	Dr. Siddhi Ravindran	MBBS	Demonstrator	1year

Microbiology

Sr. No.	Staff Name	Qualification	Designation	Teaching Experience
1	Dr. Rabindra N. Mishra	MBBS,MD	Prof & HOD	24 yrs
3	Dr. Dakshayani P. Pandit	MBBS,MD	Professor	30 yrs
2	Dr. Nageswari R. Gandham	MBBS,MD	Professor	22 yrs
4	Dr. Kalpana M. Angadi	MBBS,MD	Asso.Prof.	15 yrs
5	Dr. Savita V. Jadhav	BSc,MSc.PhD	Asso.Prof.	13 yrs
6	Dr. Mahadev T. Ujgare	BSc, MSc	Asst. Prof.	18 yrs
7	Dr. Chanda R. Vyawahare	MBBS,MD	Asst. Prof.	8 yrs
8	Dr. Neetu Gupta	MBBS,MD	Asst. Prof.	6 yrs
9	Dr. Sumit Chavan	MBBS,MD	Asst. Prof.	5 yrs
10	Dr. Rajashri Patil	MBBS,MD	Asst. Prof.	3 yrs
11	Dr. Anjali Deshmukh	MSc	Demonstrator	22 yrs
12	Ms. Deepali Desai	MSc	Demonstrator	2 yrs
13	Dr. Avinash Pande	MBBS	Demonstrator	2 yrs
14	Dr. Kamlesh Satras	MBBS	Demonstrator	1 yr
15	Dr. Avinash Chormalle	MBBS	Demonstrator	1 yr

Forensic Medicine & Toxicology (FMT)

Sr. No.	Staff Name	Qualification	Designation	Teaching Experience
1	Dr. A. L. Ghangale	MBBS,MD	Prof & HOD	25 yrs
2	Dr. Ashwinikumar B.Sapate	MBBS,MD	Professor	16 yrs
3	Dr. Praveen Kumar Arora	MBBS,MD	Asso. Prof.	9 yrs
4	Dr. Sandesh Baburao Datir	MBBS,MD	Asst. Prof.	7 yrs
5	Dr. Madhusudan Petkar	MBBS,MD,DFM	Asst. Prof.	7 yrs
6	Dr. Sanjay Gaiwale	MBBS,MD	Asst. Prof.	4 yrs
7	Dr. Sujata Shingare	MBBS	Demonstrator	2 yrs
8	Dr. Fayyaz Aalam Jaweed	MBBS	Demonstrator	1year
9	Dr. Rupali Pawar	MBBS	Demonstrator	1year
10	Dr. Pawan Suryawanshi	MBBS	Demonstrator	1month

Preventive & Social Medicine (PSM)

Sr. No.	Staff Name	Qualification	Designation	Teaching Experience
1	Dr. J. S. Bhawalkar	MBBS,MD	Prof & HOD	25 yrs
2	Dr. U. B. Chitnis	MBBS,MD,DIH	Professor	27 yrs
3	Dr. Sudhir L. Jadhav	MBBS,MD	Professor	25 yrs
4	Dr. Amitav Banerjee	MBBS,MD	Professor	25 yrs
5	Dr. Vandana A. Kakrani	MBBS,MD	Professor	37 yrs
6	Dr. Hetal K.Rathod	MBBS,MD	Asso.Prof.	13 yrs
7	Dr. Devidas T. Khedkar	MBBS,MD	Asso.Prof.	8 yrs
8	Dr. Parul Sharma	MBBS,MD	Asso.Prof.	8 yrs
9	Dr. Kajal Srivastava	MBBS,MD	Asst. Prof.	7 yrs
10	Dr. Joyoti Landage	MBBS,MD	Asst. Prof.	5 yrs
11	Dr. Sushil Dalal	MBBS,MD	Asst. Prof.	7 yrs
12	Mr. Som Prakash Dubey	BSc, MSc, Mphil	Asst. Prof. cum Statistician	10 yrs
13	Dr. Amrita Rao	MBBS,MD	Asst. Prof.	7 yrs
14	Dr. Amruta Barhate	MBBS,MD	Asst. Prof.	3 yrs
15	Dr. Tanu Baxi	MBBS	L.M.O	4 yrs
16	Dr. Shweta Gangurde	MBBS	L.M.O	2yrs
17	Dr. Dilip S. Kanade	MBBS,MS	Demonstrator	12 yrs
18	Dr. Akashkiran Somawanshi	MBBS	Demonstrator	3 yrs
19	Dr. Ajit Pophalkar	MBBS	Demonstrator	1year
20	Dr. Atul Desale	MBBS	Demonstrator	3 yrs
21	Dr. Sagun Nagare	MBBS	Demonstrator	1month
22	Dr. Jyoti Rajput	MBBS	Demonstrator	1month

Gen. Surgery

Sr. No.	Staff Name	Qualification	Designation	Teaching Experience
1	Dr. Shahaji Govindrao Chavan	MBBS,MS, FICS	Prof & HOD	21yrs
2	Dr. Gurjit Singh	MBBS,MS	Professor	31yrs
3	Dr. Karan Veer Singh Rana	MBBS,MS	Professor	17yrs
4	Dr. D. S. Nirhale	MBBS,MS	Professor	22yrs
5	Dr. S. V. Panchabhai	MBBS,MS	Professor	19yrs
6	Dr. Suvarna Nagane	MBBS,MS	Professor	18yrs
7	Dr. Balaji Dattu Dhaigude	MBBS,MS	Professor	16yrs
8	Dr. Iqbal Mohammad Ali	MBBS,MS	Professor	17yrs
9	Dr. Bhushan Shah	MBBS,MS,FAIS	Professor	21yrs
10	Dr. Virendra S. Athavale	MBBS,MS	Professor	13yrs
11	Dr. Mahendra Bendre	MBBS,MS	Professor	20yrs
12	Dr. Priti Shah	MBBS,MS	Asso.Prof.	17yrs
13	Dr. Pravin Shingade	MBBS,MS	Asso.Prof.	11yrs
14	Dr. Trupti Tonape	MBBS,MS	Asso.Prof.	9yrs
15	Dr. Anuradha Dnyanmote	MBBS,MS	Asso.Prof.	8yrs
16	Dr. Suresh Naik	MBBS,MS	Asso.Prof.	10yrs
17	Dr. Mahendra Kataria	MBBS,MS	Asst. Prof.	8yrs
18	Dr. Shama S. Shaikh	MBBS,DNB	Asst. Prof.	8yrs
19	Dr. Shrikant Kurhade	MBBS,MS	Asst. Prof.	7yrs
20	Dr. Shivmurti Khandalkar	MBBS,MS	Asst.Prof.	6yrs
21	Dr. Hanumant Lohar	MBBS,DNB	Asst. Prof.	7yrs
22	Dr. Nupur Sarkar	MBBS,MS,MCh	Asst. Prof.	8yrs
23	Dr. Tushar Jadhav	MBBS,MS	Asst. Prof.	9yrs
24	Dr. Rishikesh A. Kore	MBBS,MS	Asst. Prof.	4yrs
25	Dr. Prashant Male	MBBS,MS	Asst. Prof.	6yrs
26	Dr. Vinayak Kshirsagar	MBBS,DNB	Asst. Prof.	5yrs
27	Dr. Mandar Dhamangaonkar	MBBS,MS	Asst. Prof.	5yrs
28	Dr. Yogesh Bhurat	MBBS,DNB	Sr.Resident	8yrs
29	Dr. Mahesh Pawar	MBBS,DNB	Sr.Resident	9yrs
30	Dr. Girija Patil	MBBS,DNB	Sr.Resident	6yrs
31	Dr. Deepak Mahadik	MBBS, FCPS, DNB	Sr.Resident	7yrs
32	Dr. Adil Suleman	MBBS,MS	Sr.Resident	3yrs
33	Dr. Somnath Gooptu	MBBS,MS	Sr.Resident	4yrs
34	Dr. Akshay Chand	MBBS,MS	Sr.Resident	3yrs
35	Dr. Suhasini Jadhav	MBBS,MS	Sr.Resident	3yrs
36	Dr. Benod Kumar	MBBS,MS	Sr.Resident	3yrs
37	Dr. Krishna Parmar	MBBS,MS	Sr.Resident	4yrs
38	Dr. Vinit Singh	MBBS,MS	Sr.Resident	3yrs
39	Dr. Vidyasagar Chaturvedi	MBBS,MS	Sr.Resident	4yrs
40	Dr. Prashant Kumar	MBBS,DNB	Sr.Resident	4yrs
41	Dr. Manshree Sankhi	MBBS,MS	Sr.Resident	3yrs
42	Dr. Sarang Rathod	MBBS,MS	Sr.Resident	3yrs

Orthopedics

Sr. No.	Staff Name	Qualification	Designation	Teaching Experience
1	Dr. Sanjay S. Deo	MBBS,MS	Prof. & HOD	16yrs
2	Dr. Suhas Kamble	MBBS,MS	Professor	22yrs
3	Dr. Ajit Swamy	MBBS,MS DNB	Professor	14yrs
4	Dr. Shrirang Limaye	MBBS, MS, DNB, D.Ortho	Asso.Prof.	14yrs
5	Dr. Tushar Agarwal	MBBS, MS, MCh	Asso.Prof.	10yrs
6	Dr. Prafulla Herode	MBBS,MS	Asso.Prof.	11yrs
7	Dr. Rahul Bagul	MBBS,MS	Asso.Prof.	11yrs
8	Dr. Abhijeet Shroff	MBBS, MS, D.Ortho	Asso.Prof.	11yrs
9	Dr. Rahul Salunkhe	MBBS,MS, D.Ortho	Asso.Prof.	11yrs
10	Dr. Mukesh Phalak	MBBS,MS,DNB	Asso. Prof.	8yrs
11	Dr. Abhijit Pawar	MBBS,MS	Asso. Prof.	8yrs
12	Dr. Ashwin Deshmukh	MBBS,MS	Asst. Prof.	5yrs
13	Dr. Bharati Deokar	MBBS,DNB, D.Ortho	Asst. Prof.	7yrs
14	Dr. Tushar Pisal	MBBS,MS	Asst. Prof.	5yrs
15	Dr. Faiyaz Khan	MBBS,MS	Asst. Prof.	5yrs
16	Dr. Divyanshu Goyel	MBBS,MS	Asst. Prof.	5yrs
17	Dr. Nair Vinod	MBBS,MS	Asst. Prof.	3yrs
18	Dr. Vivek Patole	MBBS,MS	Asst. Prof.	4yrs
19	Dr. Sachin Sonawane	MBBS,DNB	Asst. Prof.	5yrs
20	Dr. Anteshwar Birajdar	MBBS, DNB,D.Ortho	Sr. Resident	8yrs
21	Dr. Pankaj Sharma	MBBS, DNB,D.Ortho	Sr. Resident	5yrs
22	Dr. Satish Uchale	MBBS, DNB	Sr. Resident	5yrs
23	Dr. Hitesh Joshi	MBBS, MS	Sr. Resident	3yrs
24	Dr. Shashikant M. Jayakar	MBBS,D.Ortho	Sr. Resident	8yrs
25	Dr. Ashutosh Mohapatra	MBBS, MS	Sr. Resident	3yrs
26	Dr. Pranav Patel	MBBS, MS	Sr. Resident	3yrs
27	Dr. Rohit Malhotra	MBBS, MS	Sr. Resident	3yrs
28	Dr. Prashant Gholap	MBBS, MS	Sr. Resident	3yrs
29	Dr. Mithu Sooknundu	MBBS, MS	Sr. Resident	4yrs

Obstetrics & Gynaecology (OBGY)

Sr. No.	Staff Name	Qualification	Designation	Teaching Experience
1	Dr. Hemant G. Deshpande	MBBS, MD	Prof & HOD	30yrs
2	Dr. Vidya A. Gaikwad	MBBS, MD	Professor	25yrs
3	Dr. Minal Patvekar	MBBS, MD	Professor	20yrs
4	Dr. Shankar B. Burute	MBBS, MD	Professor	22yrs
5	Dr. Mangal S. Puri	MBBS, MD, DGO	Professor	23yrs
6	Dr. Himadri Bal	MBBS, MD, DNB	Professor	18yrs
7	Dr. Chandrakant S. Madkar	MBBS, MD, DGO	Professor	15yrs
8	Dr. B. S. Duggal	MBBS, MD, DNB	Professor.	21yrs
9	Dr. Vikas Tambe	MBBS, MS	Asso.Prof.	9yrs
10	Dr. Yogesh Thawal	MBBS, MS	Asso.Prof.	11yrs
11	Dr. Pankaj Salvi	MBBS, MS	Asso.Prof.	12yrs
12	Dr. Nilesh U.Balkawade	MBBS, MD, DNB	Asst. Prof.	7yrs
13	Dr. Priyanka Gupta	MBBS, MS	Asst. Prof.	8yrs
14	Dr. Milind Waghmare	MBBS, MS	Asst. Prof.	6yrs
15	Dr. Shirraj Katakdhond	MBBS, MS	Asst. Prof.	5yrs
16	Dr. Gaurav H. Chopade	MBBS, MS	Asst. Prof.	6yrs
17	Dr. Ramchandra Gite	MBBS, DNB, DGO	Asst. Prof.	8yrs
18	Dr. Umesh Sabale	MBBS, MS	Asst. Prof.	5yrs
19	Dr. Prashant Suryarao	MBBS, MS	Asst. Prof.	3yrs
20	Dr. Jayshree Deore	MBBS, DGO, DNB	Sr. Resident	8yrs
21	Dr. Amrapali Gosavi	MBBS, DGO	Sr. Resident	9yrs
22	Dr. Swapnali Sansare	MBBS, DGO, DNB	Sr. Resident	6yrs
23	Dr. Rajendra Shitole	MBBS, DGO, DNB	Sr. Resident	6yrs
24	Dr. Vaibhav Dunghav	MBBS, DGO, DNB	Sr. Resident	6yrs
25	Dr. Dipak S. Kolate	MBBS, DGO, DNB	Sr. Resident	6yrs
26	Dr. Sharankumar Kavalgi	MBBS, DGO, DNB	Sr. Resident	5yrs
27	Dr. Prasad Kadam	MBBS, DGO	Sr. Resident	5yrs
28	Dr. Suhas Gaikwad	MBBS, DGO, DNB	Sr. Resident	5yrs
29	Dr. Priyanka Dahiya	MBBS, MS	Sr. Resident	4yrs
30	Dr. Anika Ansari	MBBS, MS	Sr. Resident	4yrs
31	Dr. Shweta Jahnavi	MBBS, MS	Sr. Resident	4yrs
32	Dr. Mithi Mehta	MBBS	Sr. Resident	3yrs
33	Dr. Aparna Pingale	MBBS, MS	Sr. Resident	3yrs

Ophthalmology

Sr. No.	Staff Name	Qualification	Designation	Teaching Experience
1	Dr. Renu Mohan Magdum	MBBS, MS	Prof & HOD	21 years
2	Dr. O. K. Radhakrishnan	MBBS, MS	Professor	18 years
3	Dr. Abhay Lune	MBBS, MS	Professor	16 years
4	Dr. Abha Gahlot	MBBS, MS	Professor	13 years
5	Dr. Rupali Maheshgauri	MBBS, MS	Asso.Prof.	10 years
6	Dr. Aditya Kelkar	MBBS, MS, DNB	Asso.Prof.	10 years
7	Dr. Radhika Paranjpe	MBBS, FCPS,DNB	Asst. Prof.	7 ears
8	Dr. Parikshit Gogate	MBBS, FCPS, DNB	Asst. Prof.	5 years
9	Dr. K. Sandhya	MBBS,DNB	Asst. Prof.	9 years
10	Dr. Parag Apte	MBBS, MS	Asst. Prof.	4 years
11	Dr. Rakesh Goud	MBBS, MS	Asst. Prof.	5 years
12	Dr. Megha Kotecha	MBBS, MS	Asst. Prof.	3 years
13	Dr. Nagbhushan Chougule	MBBS, MD	Asst. Prof.	5 years
14	Dr. Jayshree Pawar	MBBS,DOMS, DNB	Sr. Resident	5 years
15	Dr. Avanti Hasabnis	MBBS,DNB	Sr. Resident	4 years
16	Dr. Sonali Lomate	MBBS,DNB	Sr. Resident	4 years
17	Dr. Jyoti Yadav	MBBS,MS	Sr. Resident	4 years
18	Dr. Somil Jagani	MBBS,MS	Sr. Resident	3 years
19	Dr. Aman Khanna	MBBS,MS	Sr. Resident	4 years
20	Dr. Akash Shah	MBBS,MS	Sr. Resident	3 years
21	Dr. Yogesh Chougule	MBBS,DO,DNB	Sr. Resident	6 years
22	Dr. Prachi Bakare	MBBS,DNB	Sr. Resident	3 years

Otorhinolaryngology (ENT)

Sr. No.	Staff Name	Qualification	Designation	Teaching Experience
1	Dr. James Thomas	MBBS,MS	Prof & HOD	22yrs
2	Dr. S C Deogaonkar	MBBS,MS	Professor	41yrs
3	Dr. N. S. Karodpati	MBBS,MS	Professor	14yrs
4	Dr. G D Mahajan	MBBS,DNB	Asso. Prof.	12yrs
5	Dr. Girija Amit Ghate	MBBS,MS,DNB,DORL	Asso. Prof.	11yrs
6	Dr. Vinod Shinde	MBBS,MS,	Asso. Prof.	11yrs
7	Dr. Rashmi Prashant Rajashekhar	MBBS,MS	Asst. Prof.	8yrs
8	Dr. Priya Shah	MBBS,MS	Asst. Prof.	8yrs
9	Dr. Devendra Jain	MBBS,MS	Asst. Prof.	6yrs
10	Dr. Paresch Chavan	MBBS,MS	Sr. Resident	5yrs
11	Dr. Mayur Ingale	MBBS,MS	Sr. Resident	5yrs

Psychiatry

Sr. No.	Staff Name	Qualification	Designation	Teaching Experience
1	Dr. L. Bhattacharya	MBBS,MD, DPM	Prof & HOD	37yrs
2	Dr. Daniel Saldanha	MBBS,MD	Professor	24yrs
3	Dr. Neha Rajendra Pande	MBBS,MD	Professor	36yrs
4	Dr. Archana N. Javadekar	MBBS,MD	Professor	19yrs
5	Dr. Bhushan Chaudhari	MBBS,MD	Asso. Prof.	9yrs
6	Dr. Preethi Menon	MBBS,MD	Asst. Prof.	7yrs
7	Dr. Jaideep Patil	MBBS,MD	Asst. Prof.	4yrs
8	Dr. Rashmi Bisen	MBBS,DPM	Sr. Resident	5yrs
9	Dr. Priya Gaikwad	MBBS,DPM	Sr. Resident	4yrs
10	Dr. Madhav Garg	MBBS,MD	Sr. Resident	3yrs
11	Dr. Abhinav Tewari	MBBS,MD	Sr. Resident	3yrs
12	Dr. Hiral Kotadia	MBBS,MD	Sr. Resident	3yrs

Gen. Medicine

Sr. No.	Staff Name	Qualification	Designation	Teaching Experience
1	Dr. Arjunlal Kakrani	MBBS,MD	Prof & HOD	42yrs
2	Dr. V. S. Gokhale	MBBS,MD	Professor	22yrs
3	Dr. S. K. Sharma	MBBS,MD	Professor	27yrs
4	Dr. Shubhangi A. Kanitkar	MBBS,MD	Professor	23yrs
5	Dr. Anu N. Gaikwad	MBBS,MD	Professor	19yrs
6	Dr. P. K. Satpathy	MBBS,MD	Professor	28yrs
7	Dr. Govind S. Shiddapur	MBBS,MD,DNB	Professor	25yrs
8	Dr. Vikram B. Vikhe	MBBS,MD	Professor	20yrs
9	Dr. V. A. Chiddarwar	MBBS,MD	Professor	23yrs
10	Dr. Arvind Bamanikar	MBBS,MD	Professor	18yrs
11	Dr. Pradnya Diggikar	MBBS,MD,PGDGM	Professor	17yrs
12	Dr. Abhijit A. Nikam	MBBS,MD	Asso. Prof.	13yrs
13	Dr. Madhulika Mahashabde	MBBS,MD	Asso. Prof.	12yrs
14	Dr. Amit A. Palange	MBBS,MD	Asso. Prof.	12yrs
15	Dr. Varsha Dabadghao	MBBS,MD	Asso. Prof.	11yrs
16	Dr. Meenakshi Kalyan	MBBS,MD	Asso. Prof.	10yrs
17	Dr. Bhumika Vaishnav	MBBS,MD	Asso. Prof.	10yrs
18	Dr. J. S. Dhadwad	MBBS,MD	Asso. Prof.	11yrs
19	Dr. Sangram Mangudkar	MBBS,DNB	Asst. Prof.	13yrs
20	Dr. Prakash S. Shende	MBBS,MD	Asst. Prof.	10yrs
21	Dr. Amar Patil	MBBS,MD	Asst. Prof.	8yrs
22	Dr. Siddharth Gadage	MBBS,MD,DNB	Asst. Prof.	7yrs
23	Dr. Akash Motgi	MBBS,MD	Asst. Prof.	9yrs
24	Dr. Sachin Hundekari	MBBS,MD,DNB	Asst. Prof.	8yrs
25	Dr. Tushar V. Tonde	MBBS,MD	Asst. Prof.	4yrs
26	Dr. Manasi Harale	MBBS,MD	Asst. Prof.	5yrs
27	Dr. Rajendra Patil	MBBS,MD,DNB	Asst. Prof.	6yrs
28	Dr. Aakash Badgular	MBBS,MD	Asst. Prof.	4yrs
29	Dr. Harshad Patil	MBBS,MD	Asst. Prof.	4yrs
30	Dr. Harishchandra R. Chaudhari	MBBS,DNB	Asst. Prof.	7yrs
31	Dr. Rahul S. Patil	MBBS,MD	Sr. Resident	4yrs
32	Dr. Vithal Phad	MBBS,DNB	Sr. Resident	5yrs
33	Dr. Kedar Deodhar	MBBS,DNB	Sr. Resident	4yrs
34	Dr. Gajanan Khadkikar	MBBS,DNB	Sr. Resident	4yrs
35	Dr. Rahul Sonawane	MBBS,DNB	Sr. Resident	4yrs
36	Dr. Gautam Kale	MBBS,DNB	Sr. Resident	4yrs
37	Dr. Gaurav Chaudhary	MBBS,DNB	Sr. Resident	4yrs
38	Dr. Yogesh Bade	MBBS,DNB	Sr. Resident	4yrs
39	Dr. Ankur Jhavar	MBBS,DNB	Sr. Resident	4yrs
40	Dr. Priyanka Zagade	MBBS,MD	Sr. Resident	3yrs
41	Dr. Bhushan Shah	MBBS,MD	Sr. Resident	3yrs
42	Dr. Mukund Wasekar	MBBS,MD	Sr. Resident	4yrs
43	Dr. Rajdeep More	MBBS,MD	Sr. Resident	3yrs
44	Dr. Kavyachand Y.	MBBS,MD	Sr. Resident	3yrs
45	Dr. Mohd. Shaid	MBBS,MD	Sr. Resident	3yrs
46	Dr. Shriyash Darade	MBBS,MD	Sr. Resident	3yrs
47	Dr. Sharon Negi	MBBS,MD	Sr. Resident	3yrs
48	Dr. Rutuja Puraswani	MBBS,MD	Sr. Resident	3yrs

Pulmonary Medicine

Sr. No.	Staff Name	Qualification	Designation	Teaching Experience
1	Dr. M. S. Barthwal	MBBS,MD, DM	Prof. & HOD	12yrs
2	Dr. Tushar Sahasrabudhe	MBBS,MD	Professor	25yrs
3	Dr. Vinay Dharmadhikari	MBBS,MD(TBC),MD(Med),DNB	Asso.Prof.	16yrs
4	Dr. Damanjit Duggal	MBBS,MD,IDCCM	Asst. Prof.	7yrs
5	Dr. Ankur Pathak	MBBS,MD	Asst. Prof.	4yrs
6	Dr. Mahavir Bagrecha	MBBS,MD	Asst. Prof.	4yrs
7	Dr. Anand Yannawar	MBBS,DNB	Asst. Prof.	5yrs
8	Dr. S. B. Meshram	MBBS,TDD	Sr. Resident	17yrs
9	Dr. Vaibhav Pandharkar	MBBS,DNB	Sr. Resident	5yrs
10	Dr. Kundan Mehta	MBBS,MD	Sr. Resident	4yrs
11	Dr. Ajinkya Mhase	MBBS,MD	Sr. Resident	4yrs
12	Dr. Prashant Singh	MBBS,MD	Sr. Resident	4yrs

Dermatology, Venereology & Leprosy

Sr. No.	Staff Name	Qualification	Designation	Teaching Experience
1	Dr. Kedarnath Dash	MBBS,MD	Prof. & HOD	25yrs
2	Dr. Milind Ashok Patvekar	MBBS,MD	Professor	21yrs
3	Dr. Yugal K. Sharma	MBBS,MD	Professor	25yrs
4	Dr. Hemant V. Talanikar	MBBS,MD	Professor	14yrs
5	Dr. Kirti S. Deo	MBBS,MD	Asso.Prof.	12yrs
6	Dr. Sanjeev Gupta	MBBS,MD	Asst. Prof.	8 yrs
7	Dr. Nandini Ankadavar	MBBS,MD	Asst. Prof.	5yrs
8	Dr. Avinash B. Jadhav	MBBS,MD	Asst. Prof.	4yrs
9	Dr. Shruti Ghadgepatil	MBBS,MD	Asst. Prof.	4yrs
10	Dr. Kalyan Dalave	MBBS,MD	Asst. Prof.	3yrs
11	Dr. Ronibala Soraisham	MBBS,MD	Sr. Resident	4yrs
12	Dr. Aayush Gupta	MBBS,MD	Sr. Resident	4yrs
13	Dr. Oves Khan	MBBS,MD	Sr. Resident	3yrs
14	Dr. Ruben Bhasin	MBBS,MD	Sr. Resident	4yrs
15	Dr. Urvi Panchal	MBBS,MD	Sr. Resident	3yrs

Paediatrics

Sr. No.	Staff Name	Qualification	Designation	Teaching Experience
1	Dr. S. R. Agarkhedkar	MBBS,MD	Prof. & HOD	28yrs
2	Dr. Geeta R. Karambelkar	MBBS,MD	Professor	22yrs
3	Dr. Sanjay Chavan	MBBS,MD	Professor	17yrs
4	Dr. Vineeta Pande	MBBS, DCH, MD	Professor	20yrs
5	Dr. N. S. Deshpande	MBBS,MD	Professor	21yrs
6	Dr. Shailaja V. Mane	MBBS,MD,PGDPC	Professor	15yrs
7	Dr. Renuka S. Jadhav	MBBS,MD	Professor	15yrs
8	Dr. Pramod Jog	MBBS,MD,FIAP	Professor	21yrs
9	Dr. S. A. Tambolkar	MBBS,MD	Asso.Prof.	14yrs
10	Dr. Ambrish D. Mishra	MBBS,MD	Asso.Prof.	14yrs

Paediatrics

Sr. No.	Staff Name	Qualification	Designation	Teaching Experience
11	Dr. Sudhir Malwade	MBBS, DCH, DNB	Asso.Prof.	12yrs
12	Dr. Maya Borle	MBBS,MD	Asso.Prof.	12yrs
13	Dr. Manoj Patil	MBBS, MD	Asst. Prof.	8yrs
14	Dr. Shradha Salunkhe	MBBS, DNB	Asst. Prof.	8yrs
15	Dr. Santosh P. Joshi	MBBS, MD	Asst. Prof.	6yrs
16	Dr. Sandeep Patil	MBBS, MD	Asst. Prof.	4yrs
17	Dr. Shiji K. S.	MBBS, MD	Asst. Prof.	8yrs
18	Dr. Pankaj B. Sugaonkar	MBBS, DCH, DNB	Sr. Resident	5yrs
19	Dr. Mangesh Khandave	MBBS, DNB	Sr. Resident	5yrs
20	Dr. Aarti Kulkarni	MBBS, DCH, DNB	Sr. Resident	6yrs
21	Dr. Suhas Sodal	MBBS, MD	Sr. Resident	3yrs
22	Dr. Samir Khanapurkar	MBBS, MD	Sr. Resident	3yrs
23	Dr. Abhishek Shah	MBBS, MD	Sr. Resident	3yrs
24	Dr. Ravish Kumar	MBBS, MD	Sr. Resident	3yrs
25	Dr. Subrata Chowdhury	MBBS, MD	Sr. Resident	3yrs
26	Dr. Abhijeet Patil	MBBS, DNB	Sr. Resident	4yrs
27	Dr. Chetan Choudhari	MBBS, DCH	Sr. Resident	4yrs
28	Dr. Rohit Pailwan	MBBS, DCH	Sr. Resident	8yrs
29	Dr. Meghana Panchal	MBBS, MD	Sr. Resident	4yrs
30	Dr. Namrata Saini	MBBS, MD	Sr. Resident	3yrs
31	Dr. Sneha Taneja	MBBS, MD	Sr. Resident	3yrs
32	Dr. Shikha Malik	MBBS, MD	Sr. Resident	3yrs
33	Dr. Shruti Kakarala	MBBS, MD	Sr. Resident	3yrs
34	Dr. Rasika Bharaswadkar	MBBS, DCH, DNB	Resident	3yrs

Radio - Diagnosis

Sr. No.	Staff Name	Qualification	Designation	Teaching Experience
1	Dr. S. G. Gandage	MBBS, MD, DMRD	Prof & HOD	40yrs
2	Dr. V. M. Kulkarni	MBBS, MD	Professor	23yrs
3	Dr. Sanjay. M. Khaladkar	MBBS, MD	Professor	15yrs
4	Dr. Rajesh S. Kuber	MBBS, MD	Professor	16yrs
5	Dr. Amit Kharat	MBBS, DMRD, DNB	Asso.Prof.	15yrs
6	Dr. Mr. Abhijit Patil	MBBS, MD	Asso.Prof.	10yrs
7	Dr. Pratiksha Yadav	MBBS, MD	Asso.Prof.	10yrs
8	Dr. Tushar Kalekar	MBBS, MD	Asso. Prof.	10yrs
9	Dr. Harshawardhan Shrotri	MBBS, DMRD, DNB, PGDMS, MSc	Asst. Prof.	11yrs
10	Dr. Gayatri Patil	MBBS, DNB	Asst. Prof.	5yrs
11	Dr. Adik Harshad	MBBS, MD	Asst. Prof.	5yrs
12	Dr. Kiran Naiknaware	MBBS, MD, VIR	Asst. Prof.	4yrs
13	Dr. Anjali Singh	MBBS, MD	Asst. Prof.	4yrs
14	Dr. Rajashree Dhadve	MBBS, MD	Asst. Prof.	3yrs
15	Dr. M. D. Ruptakke	MBBS, DMRE	Sr. Resident	18yrs
16	Dr. Sunita Shewale	MBBS, DMRE	Sr. Resident	7yrs

Sr. No.	Staff Name	Qualification	Designation	Teaching Experience
17	Dr. Madhuri Avhad	MBBS, DMRD	Sr. Resident	7yrs
18	Dr. Vikas B. Jadhav	MBBS, DMRD	Sr. Resident	5yrs
19	Dr. Charushila Sable	MBBS, DMRE	Sr. Resident	6yrs
20	Dr. Geetanjali Unawane	MBBS, DMRD	Sr. Resident	5yrs
21	Dr. K. N. S. Chaitanya	MBBS, DNB	Sr. Resident	5yrs
22	Dr. Kiran Sudhare	MBBS, DMRD	Sr. Resident	4yrs
23	Dr. Preeti Sehrawat	MBBS, MD	Sr. Resident	3yrs
24	Dr. Guneet Singh	MBBS, MD	Sr. Resident	3yrs
25	Dr. Aditi Gujarathi	MBBS, MD	Sr. Resident	3yrs
26	Dr. Mridul Ayush	MBBS, MD	Sr. Resident	3yrs
27	Dr. Ketki Patil	MBBS, MD	Sr. Resident	3yrs
28	Dr. Priyanka Upadhyay	MBBS, MD	Sr. Resident	3yrs
29	Dr. Yashraj Patil	MBBS, MD	Sr. Resident	3yrs
30	Dr. Subreet Randhawa	MBBS, MD	Sr. Resident	4yrs
31	Dr. Harshvardhan Ingale	MBBS, DMRD	Sr. Resident	2yrs
32	Dr. Dhaval Thakkar	MBBS, MD	Sr. Resident	3yrs
33	Dr. Neeta More	MBBS, DMRD	Sr. Resident	2yrs
34	Dr. Supriya Thakur	BSc, MSc	Physicist	9yrs

Anaesthesiology

Sr. No.	Staff Name	Qualification	Designation	Teaching Experience
1	Dr. W. S. Thatte	MBBS,MD	Prof & HOD	39yrs
2	Dr. P. M. Velankar	MBBS,MD	Professor	28yrs
3	Dr. (Col) V. R. R. Chari	MBBS,MD	Professor	22yrs
4	Dr. Mary Samuel	MBBS,MD,DA	Professor	35yrs
5	Dr. Smita Joshi	MBBS,MD,DA	Professor	38yrs
6	Dr. C. M. Suryawanshi	MBBS,MD	Professor	22yrs
7	Dr. Sonal Khataavkar	MBBS,DA,DNB	Asso.Prof.	14yrs
8	Dr. Aparna Girwalkar	MBBS,DA,DNB	Asso.Prof.	14yrs
9	Dr. Bhavini B. Shah	MBBS,MD,DA	Asst. Prof.	19yrs
10	Dr. Sarika Sudhir Lonkar	MBBS, DNB	Asst. Prof.	6yrs
11	Dr. Jaspreet Kaur Nagpal	MBBS, DA, DNB	Asst. Prof.	7yrs
12	Dr. Deepak Kendre	MBBS, DA, DNB	Asst. Prof.	8yrs
13	Dr. Anuradha Gupta	MBBS, MD	Asst. Prof.	7yrs
14	Dr. Vivek Deshmukh	MBBS, MD, FIPM	Asst. Prof.	5yrs
15	Dr. Chetan Pande	MBBS, MD	Asst. Prof.	4yrs
16	Dr. Sayed M. Kazi	MBBS, MD	Asst. Prof.	4yrs
17	Dr. Mahendra Thakare	MBBS, MD	Asst. Prof.	4yrs
18	Dr. Dipak Shinde	MBBS, MD	Asst. Prof.	4yrs
19	Dr. Trupti Deshpande	MBBS, DNB	Sr. Resident	5yrs
20	Dr. Manisha Surwade	MBBS, MD	Sr. Resident	4yrs
21	Dr. Deepali Tambe	MBBS, DA	Sr.Resident	7yrs
22	Dr. Sangeeta Thakare	MBBS, DA	Sr.Resident	8yrs
23	Dr. Archana Shelmohakar	MBBS, DA	Sr.Resident	12yrs
24	Dr. Vaishali Deokule	MBBS, DA	Sr.Resident	18yrs

Sr. No.	Staff Name	Qualification	Designation	Teaching Experience
25	Dr. Anil Sonawane	MBBS, DA, DNB	Sr.Resident	8yrs
26	Dr. Rajesh Randive	MBBS, DA, DNB	Sr.Resident	6yrs
27	Dr. Ramesh Jadhav	MBBS, DA	Sr.Resident	5yrs
28	Dr. Mahavir Khot	MBBS, DA	Sr.Resident	8yrs
29	Dr. Sandhya Khandagale	MBBS, DA	Sr.Resident	5yrs
30	Dr. Amruta Balkawade	MBBS, DA, DNB	Sr.Resident	6yrs
31	Dr. Monika Gulathi	MBBS, MD	Sr.Resident	3yrs

Emergency Medicine

Sr. No.	Staff Name	Qualification	Designation	Teaching Experience
1	Dr. S K Thombre	MBBS, MD, DA, ACEE	Prof & HOD	44yrs
2	Dr. Rajeshwari Vhora	MBBS, MD, FACEE,AFIH, DDM	Professor	21yrs
3	Dr. Varsha Shinde	MBBS, MD, FACEE	Asso.Prof.	15yrs
4	Dr. Natraj Sadafule	MBBS, MD, ACEE	Asst. Prof.	7yrs

Urology

Sr. No.	Staff Name	Qualification	Designation	Teaching Experience
1	Dr. S. P. Kankalia	MBBS, MS, MCh	Prof & HOD	23yrs
2	Dr. V. P. Sabale	MBBS, MS, MCh, DNB	Professor	29yrs
4	Dr. V. P. Satav	MBBS, MS, DNB (Surg.), DNB (Uro)	Asso.Prof.	15yrs
6	Dr. D. A. Mane	MBBS, MS, DNB	Asst.Prof.	8yrs
7	Dr. A. R. Mulay	MBBS, DNB (Surg.), DNB (Uro)	Asst.Prof.	7yrs
8	Dr. Sunil Mhaske	MBBS, MS, MCh	Asst.Prof.	8yrs

Neuro Surgery

Sr. No.	Staff Name	Qualification	Designation	Teaching Experience
1	Dr. Deepak Ranade	MBBS, MS, MCh	Prof & HOD	26yrs
2	Dr. Dilip Kiyawat	MBBS, MS, MCh	Professor	30yrs
3	Dr. Ramesh Sangle	MBBS, MS, MCh	Professor	21yrs
4	Dr. Ashish Chugh	MBBS, MS, MCh, DNB	Asso. Prof.	9yrs
5	Dr. Anil Patil	MBBS, MS, MCh	Asst. Prof.	8yrs
6	Dr. Amit Wagh	MBBS, MS, MCh	Asst. Prof.	7yrs
7	Dr. Nilesh Kurwale	MBBS, MCh, DBT	Asst. Prof.	7yrs
8	Dr. Sarang Gotecha	MBBS, MS, MCh	Asst. Prof.	7yrs

Nephrology

Sr. No.	Staff Name	Qualification	Designation	Teaching Experience
1	Dr. Tushar Anil Dighe	MBBS, MD, DM	Prof & HOD	21yrs
2	Dr. Atul D. Sajgure	MBBS, MD, DM	Asso.Prof.	15yrs
3	Dr. Atul V. Mulay	MBBS, MD, DNB	Asso.Prof.	15yrs
4	Dr. Charan Bale	MBBS, MD, DM	Asst. Prof.	7yrs
4	Dr. Ashwini Sharma	MBBS, MD, DM	Asst. Prof.	6yrs

Neurology

Sr. No.	Staff Name	Qualification	Designation	Teaching Experience
1	Dr. Nirhale Satish	MBBS, MD, DM	Prof & HOD	21yrs
2	Dr. Piyush Ostwal	MBBS, DM	Asso.Prof.	8yrs
3	Dr. Prajwal Rao	MBBS, MD, DM	Asst.Prof.	7yrs
4	Dr. Pravin Naphade	MBBS, MD, DM	Asst. Prof.	7yrs
5	Dr. Yashodeep Gaikwad	MBBS, MD	Sr. Resident	4yrs
6	Dr. Manjit Sisode	MBBS, MD	Sr. Resident	4yrs

Paediatric Surgery

Sr. No.	Staff Name	Qualification	Designation	Teaching Experience
1	Dr. Pranav Jadhav	MBBS, MS, MCh	Prof & HOD	20yrs
2	Dr. Sanjay Raut	MBBS, MS, MCh	Asso.Prof.	13yrs
3	Dr. Aadarsh Hegde	MBBS, MS, MCh	Asst.Prof.	7yrs
4	Dr. Abhijit Benare	MBBS, DNB, MCh	Asst. Prof.	8yrs

Plastic Surgery

Sr. No.	Staff Name	Qualification	Designation	Teaching Experience
1	Dr. Bharat Bhushan Dogra	MBBS, MS, MCh	Prof & HOD	28yrs
2	Dr. Chandrashekar Wehagaonkar	MBBS, MS, MCh	Professor	18yrs
3	Dr. Nikhil Agarkhedkar	MBBS, MS, MCh	Asst.Prof.	8yrs
4	Dr. Bhushan Patil	MBBS, MS, MCh	Asst. Prof.	6yrs

Cardiovascular & Thoracic Surgery

Sr. No.	Staff Name	Qualification	Designation	Teaching Experience
1	Dr. Avinash Inamdar	MBBS, MS, MCh	Prof & HOD	27yrs
2	Dr. Sanjeev Jadhav	MBBS, MS, MCh	Asso.Prof.	13yrs
3	Dr. Ajay Hirakannawar	MBBS, MS, MCh	Asst.Prof.	6yrs

Cardiology

Sr. No.	Staff Name	Qualification	Designation	Teaching Experience
1	Dr. Anil Katdare	MBBS, MD, DM	Prof & HOD	23yrs
2	Dr. C. Sridevi	MBBS, MD, DM	Asso.Prof.	13yrs
3	Dr. R. K. Jain	MBBS, MD, DM	Asso.Prof.	12yrs
4	Dr. Ranjeet Patil	MBBS, MD, DM	Asst. Prof.	10yrs
5	Dr. Vivek Manade	MBBS, MD	Sr. Resident	5yrs
6	Dr. Adarsh Vatge	MBBS, MD	Sr. Resident	4yrs
7	Dr. Swaraj Shelke	MBBS, MD	Sr. Resident	4yrs

Category wise Salary Pattern for the Academic Positions

S.N.	Designation	Pay Scale
1	Assistant Professor	15600 - 39100 AGP - 6000
2	Associate Professor	15600 - 39100 AGP - 8000
3	Professor	37400 - 67000 AGP - 10000

Dear Students,

Over the last two decades, dentistry has advanced as a science, matured as an art, and gained the society's respect as a vocation. Today, we sit at the cusp of a scientific revolution in technologies that could change the very nature of this field. Advances in material science, digital printing, manufacturing and genetics, coupled with innovative techniques, increased collaboration due to rapid advances in information technology, and out-of-the-box thinkers in our area of expertise have created vast opportunities and challenges to the future of this vocation.

We have some of the best teachers in the country, the most modern equipment and machinery, and fantastic facilities for your benefit. We are involved in research projects assisted by organizations such as the Indian Council of Medical Research (ICMR), Dr. D. Y. Patil Vidyapeeth, and other equally reputed institutions. We have continuing dental education initiatives in every department, Ph.D. programmes in all subjects, excellent patient material (with over 900 patients per day visiting our hospital), an enviable collection of books in our library, multi-disciplinary training for patient management, and value-added classes on various other topics. We also provide for cultural and sports facilities and programmes for your all-round development.

At this hallowed institute, you are expected not just to learn about the science and the art of dentistry, but also about being a better human being, through discipline, good conduct, and productive use of your time and energies. I would have great pleasure to see you graduate from here and good dentists, but I would have greater satisfaction if you also become good human beings at the same time.

I welcome you to join DPU for your studies.

Dr. Deepak Kulkarni

Dean



Dr. D.Y. Patil Dental College and Hospital, Pune.

Dr. D.Y. Patil Dental College & Hospital was established in the year 2000 and is a constituent College of the Dr. D.Y. Patil Vidyapeeth, Pimpri, Pune. The college is recognized by Dental Council of India, the Ministry of Health and Family Welfare, Government of India, New Delhi.

The Vision of the College is student centric education, patient centric treatment and community oriented research.

The mission of the College is to provide quality education and advanced training to the students, thus producing dental graduates and post graduates who have sound knowledge and excellent skills for rendering the best oral health care to society and to inculcate global values and knowledge in its students.

The intake of the College is 100 students per year for the Bachelor of Dental Surgery (BDS) course and 49 for Master of Dental Surgery (MDS) courses in nine dental specialties. The Ph.D. Programme in all Specialities is also available in Dental College. The College is well known for its highly qualified and experienced faculty. All the nine specialties are more than adequately manned by Professors, Readers, Lecturers, Tutors and Dental Surgeons, as per the DCI norms. The College is housed in a spacious, well planned building which accommodates all the departments and their 'state-of-the-art' facilities. The well-equipped laboratories and infrastructural facilities are an integral part of the excellent academic activities.



■ Dental College Building

International Recognition

The Dental programme offered by Dr. D.Y. Patil Dental College and Hospital, Pune, is recognized by the Malaysian Government and Malaysian Dental Council in addition to DCI. Ministry of Health & FW, Govt. of India. This international recognition enables the students of Dr.D.Y. Patil Vidyapeeth, Pune, to be appointed as Government Dentists and practicing Dentists in Malaysia; a unique opportunity to have international exposure in the field of Dentistry. Collaborative research in progress.

The features

- Ideal Location
- Sprawling Campus on 5 acres of land
- Constructed area 1,65,000 sq.feet.
- Well equipped library with Internet Facility having Wi-Fi connectivity, audio & visual room, admeasuring about 10,000 sq.ft. In addition to the central library facility, each department has its own departmental library.
- Highly qualified and experienced Faculty
- Oral Health care services
- Accredited with 'A' Grade by NAAC
- Dental Museum
- Well equipped state-of-the-art laboratories
- Implantology Centre
- PG in all the nine dental specialities
- Sophisticated & Modern Equipment
- Mobile dental Van
- Separate well equipped hostels for boys and girls.
- Internal Quality Assurance Cell (IQAC)
- Sports Department
- Behavioral Cell
- Smart card enabled premises for greater efficiency
- ATM & STD facility
- Endomicroscopic Unit
- Hard & Soft Tissue Laser Unit
- Excellent Clinical Material

The college has a comprehensive set of departments that make the learning complete.

The Nine Departments of the college are :

- Department of Oral Medicine & Radiology
- Department of Oral & Maxillofacial Surgery
- Department of Paedodontics and Preventive Dentistry
- Department of Prosthodontics and Crown & Bridge
- Department of Periodontology and Implantology
- Department of Orthodontics and Dentofacial Orthopedics
- Department of Conservative Dentistry and Endodontics
- Department of Oral Pathology and Microbiology
- Department of Public Health Dentistry



■ Council Hall

DPU Dental Implant Centre



- Total Area 9000 sqft.
- Six Surgical Cubicals with Omil American Dental Chairs
- Modern Skill Lab
- Multiple Implant Systems
- Implant Related procedures like Direct / Indirect simes Lift
- Ridge augmentation, Ridge Split

Continuing Dental Education Programme



Department of Oral Medicine & Radiology

- Well equipped out patient department. (OPD)
 - Separate UG/PG Section
 - Panoramic Radiograph Machines-conventional.
 - Radio visiography.
 - Whole body x-ray Machine.
 - Fully equipped seminar room for teaching UG/PG.
 - Cephalometric Radiographs.
 - Digital O.P.G.
 - Expertise training in diagnostic and radiologic procedures like :
 - a) Detection of Malignant and Pre-malignant lesions.
 - b) Biopsy.
 - c) Treatment Plan.
 - d) Differential Diagnosis.
 - e) Various types of radiographic techniques.
 - Facilities for research activities.
- Cone Beam Computed Tomography (CBCT)**



■ Digital OPG Machine



■ OPD Clinic

Department of Oral & Maxillofacial Surgery



■ P. G. Clinic

- Reciprocating & Oscillating saw
- Advanced Electro-cautery Units
- Well equipped minor and major operation theatres
- Titanium plating system
- Implant system including zygomatic implants
- Fibreoptic laryngoscope
- Special training in various surgical procedures such as:
 - a) Temporomandibular joint Diseases
 - b) Orthognathic Surgery
 - c) Onco Surgery
 - d) Traumatology
- Cancer Detection Center
- Cleft lip & Palate Treatment Centre
- Piero Unit Soft Lasers
- Facilities for research activities.



■ Minor Operation Theatre

Department of Paedodontics & Preventive Dentistry

- Toy room, feeding room, demonstration room and recovery room.
- Specially made chairs for paediatric patients with necessary attachments
- Radio Visiography (RVG)
- Special training in various paediatric procedures such as:
 - a) Paediatric Endodontics
 - b) Paediatric Minor Oral Surgical procedures
 - c) Conscious Sedation
 - d) Paediatric Prosthodontics Rehabilitation
 - e) Preventive and interceptive orthodontics
 - f) Behavioral Management therapies
- Facilities for research activities



■ Minor OT (Pedo)



■ P. G. Clinic

Department of Prosthodontics and Crown & Bridge



■ P. G. Clinic

- Well equipped pre-clinical laboratory.
- Modern and sophisticated casting lab.
- Specialty Ceramic Laboratory.
- Expert training in various prosthetic procedures such as :
 - a) Complete Dentures.
 - b) Removable Cast Partial Dentures.
 - c) Fixed Partial Dentures.
 - d) Maxillofacial Prosthesis.
 - e) Implants & Implant supported prosthesis.
- Facilities for research activities.



■ Pre-Clinical Laboratory

Department of Periodontology

- Modern equipments & instruments:
 - 1) Floride Probe
 - 2) Diode Laser
 - 3) Ultrasonic Bone Surgery Unit (UBS)
 - 4) Digital x-ray
 - 5) Radio Visiography (RVG)
- Expert training in various Periodontal procedures like:
 - a) Flap Surgeries
 - b) Treatment of Mobile teeth and grafting
 - c) Oral prophylaxis
 - d) Implantology
 - e) Mucogingival surgeries.
 - f) Depigmentation of gingiva
 - g) Laser procedure
 - h) Bone grafting for implants
 - i) Periodontal microsurgery.
 - j) Ozone Therapy
- Facilities for research activities



■ P. G. Clinic



■ U. G. Clinic

Department of Orthodontics & Dentofacial Orthopaedics



■ Pre-clinical Orthodontics

- Spacious pre-clinical laboratory
- Modern instruments and equipment for latest orthodontic techniques.
- Nemoceph orthodontic Diagnostic Software
- Cephalometric analysis room.
- Training by expert in various orthodontic procedures like:
 - a) Fix Appliances
 - b) Removable Appliances
- Pre & post surgical orthodontic treatment.
- Pre & post cleft lip and palate treatment.
- Adjunctive orthodontic treatment
- Use of contemporary such as “PBL-Problem based learning” to enhance understanding.
- Orthodontics for TMJ disorders
- Orthodontic Implants
- Orthodontic Research
- Surgical Orthodontics



■ P. G. Clinic

Department of Conservative Dentistry and Endodontics

- State-of-the-art pre clinical Laboratory (UG & PG) Clinics, Museum, UG & PG special surgery
Modern equipment such as :-
 1. Endodontics Operating Microscope
 2. Soft and Hard Tissue Laser
 3. Radivisiography (RVG)
 4. Power Bleaching unit
 5. Sophisticated Casting Lab Equipment
 6. Ceramic Furnace and indirect composite curing furnace
 7. Indirect composite curing furnace
 8. Thermoplasticized obturating units
- Expert training in various restorative, endodontic & aesthetic procedures such as :-
 1. Modern Direct and Indirect Restoration
 2. Endodontic Procedures using Newer Techniques
 3. Endodontic Surgery
 4. Retreatment
 5. Aesthetic and Cosmetic Dental Treatment
 6. Laser Dentistry
 7. Full Mouth Rehabilitation
 8. Micro Dentistry
- Facilities for research activities



■ Laboratory



■ P. G. Clinic

Department of Oral Pathology & Microbiology



■ Pathology Laboratory

- Well-equipped histopathology lab.
- Research Microscope with Fluorescent & Polarized attachment & image analysis
- Decahead Microscope
- Spacious dental anatomy lab
- Haematology and Clinical Pathology laboratory
- Dental Histology & Oral Pathology lab
- Automatic Tissue Processor
- Expert training in various histopathological procedures such as:
 - a) Histotechniques
 - b) Slide reading/reporting
 - c) Sectioning
 - d) Special staining
 - e) Exfoliative cytology
 - f) Biopsy
 - g) Hematology
 - h) Use of special microscopes, polarized & fluorescent microscope.
- Immunohistochemistry Laboratory
- Facilities for research activities




■ Decahead Microscope

Department of Public Health Dentistry

- Fully-equipped Mobile Dental Van
- Museum in the Department
- Regular Dental treatment camps and School dental health education programmes.
- Satellite centers in Alandi, Kamshet, Yerwada Jail & Remand Home.
- Visit to primary health centers to render oral care to the under privileged
- Special training in various community oral health services such as:
 - a) Comprehensive dental care.
 - b) Dental health education
 - c) School dental education & preventive treatment.
 - d) Dental health surveys
 - e) Tobacco cessation programme
- Facilities for research activities



■ Clinic



■ Learning Resource Centre



■ Reading Room

Learning Resource Centre

- Spacious library measuring about 10,000 sq.ft.
- Well stocked with more than 8,000 books and 91 National & International journals. Back volumes for last 30-50 years of several periodicals are also available.
- Spacious reading halls.
- Separate Journal Section
- Timing: 8 am to 11 pm on working days and 8 am to 6 pm on Sundays and holidays.
- Book Bank facility
- On line issue of Journals with Smart Cards.
- Internet facility with Wi-Fi system.
- Audio visual room
- Photo Print out facility in Library
- In addition to the central library, each Department has its own departmental library

Dr. D. Y. Patil Dental College Staff

Department of Oral & Maxillofacial Surgery

S.N.	Name of the Staff	Qualification	Designation	Teaching Experience
1	Dr. Deepak G. Kulkarni	MDS	Prof. & Dean	24 yrs.
2	Dr. Pushkar Waknis	MDS	Professor	14 yrs.
3	Dr. Kalyani Bhate	MDS	Professor	14 yrs.
4	Dr. Santhoshkumar S. N.	MDS	Professor	10 yrs.
5	Dr. Sonal Shah	MDS	Reader	8 yrs.
6	Dr. Shilpa Bawane	MDS	Reader	7 yrs.
7	Dr. Lakshmi Shetty	MDS	Reader	6 yrs.
8	Dr. Samrat Sabhlok	MDS	Reader	6 yrs.
9	Dr. Vivek Pawar	MDS	Reader	5 yrs.
10	Dr. Kapil Kshirsagar	MDS	Lecturer	5 yrs.
11	Dr. Manju Singh	MDS	Lecturer	3 yrs.
12	Dr. Sneha Setiya	MDS	Lecturer	1 year

Department of Orthodontics & Dentofacial Orthopaedics

S.N.	Name of the Staff	Qualification	Designation	Teaching Experience
1	Dr. Jayesh Rahalkar	MDS	Prof. & HOD	20 yrs.
2	Dr. Sonali Deshmukh	MDS	Professor	16 yrs.
3	Dr. Ravindra Manerikar	MDS	Professor	16 yrs.
4	Dr. Sanket Agarkar	MDS	Reader	8 yrs.
5	Dr. Sandeep A. Jethe	MDS	Reader	7 yrs.
6	Dr. Sachin Durkar	MDS	Reader	5 yrs.
7	Dr. Gaurang Patil	MDS	Lecturer	4 yrs.
8	Dr. Preetam Pabalkar	MDS	Lecturer	4 yrs.
9	Dr. Sujata Yerawadekar	MDS	Lecturer	1 year

Department of Oral Pathology & Microbiology

S.N.	Name of the Staff	Qualification	Designation	Teaching Experience
1	Dr. Supriya Pande	MDS	Prof. & HOD	11 yrs.
2	Dr. Meena Kulkarni	MDS	Professor	22 yrs.
3	Dr. Sachin Sarode	MDS	Professor	11 yrs.
4	Dr. Mamatha G. S.	MDS	Reader	6 yrs.
5	Dr. Gargi Sarode	MDS	Reader	6 yrs.
6	Dr. Aditi Mahale	MDS	Lecturer	5 yrs.
7	Dr. Anjali Ganjre	MDS	Lecturer	2 yrs.
8	Dr. Devika Kanade	BDS	Tutor	2 yrs.

Department of Prosthodontics and Crown & Bridge

S.N.	Name of the Staff	Qualification	Designation	Teaching Experience
1	Dr. Dilip Kakade	MDS	Prof. & HOD	24 yrs.
2	Dr. Amit Jagtap	MDS	Professor	16 yrs.
3	Dr. Nilesh Bulbule	MDS	Professor	10 yrs.
4	Dr. Nayana Anasane	MDS	Reader	8 yrs.
5	Dr. Shital Sonune	MDS	Reader	7 yrs.
6	Dr. Shweta Shetty	MDS	Reader	6 yrs.
7	Dr. Siddharth Swarup	MDS	Lecturer	4 yrs.
8	Dr. Bala Saraswati Bhat	MDS	Lecturer	3 yrs.
9	Dr. Manish Jadhav	MDS	Lecturer	1 year
10	Dr. Seema Marathe	MDS	Lecturer	1 year
11	Dr. Neelima Mate	BDS	Tutor	3 yrs.

Department of Conservative Dentistry & Endodontics

S.N.	Name of the Staff	Qualification	Designation	Teaching Experience
1	Dr. Sanjyot Mulay	MDS	Prof. & HOD	17 yrs.
2	Dr. Shalini Aggarwal	MDS	Professor	17 yrs.
3	Dr. Rajesh Shetty	MDS	Professor	14 yrs.
4	Dr. Lotika Beri	MDS	Professor	16 yrs.
5	Dr. Anita Sanap	MDS	Professor	11 yrs.
6	Dr. Anamika Borkar	MDS	Professor	11 yrs.
7	Dr. Soumya Shetty	MDS	Reader	9 yrs.
8	Dr. Pradeep Shetty	MDS	Reader	6 yrs.
9	Dr. Swapnil Bhosale	MDS	Reader	5 yrs.
10	Dr. Piyush Oswal	MDS	Lecturer	2 yrs.
11	Dr. Pritesh Jagtap	MDS	Lecturer	1 year
12	Dr. Nikhil Borse	MDS	Lecturer	1 year
13	Dr. Geeta Biradar	BDS	Tutor	3 yrs.
14	Dr. Upasana Singh	BDS	Tutor	2 yrs.

Department of Periodontology

S.N.	Name of the Staff	Qualification	Designation	Teaching Experience
1	Dr. D. Gopalakrishnan	MDS	Prof. & HOD	13 yrs.
2	Dr. Anita Kulloli	MDS	Professor	14 yrs.
3	Dr. Sharath Shetty	MDS	Professor	10 yrs.
4	Dr. Archana Singh	MDS	Reader	11 yrs.
5	Dr. Aneesha Archarya	MDS	Reader	8 yrs.
6	Dr. Dnyaneshwari A. Gujar	MDS	Reader	5 yrs.
7	Dr. Smruti Bhadbhade	MDS	Lecturer	4 yrs.
8	Dr. Rahul Kathariya	MDS	Lecturer	4 yrs.
9	Dr. Santosh Martande	MDS	Lecturer	1 year

Department of Paedodontics & Preventive Dentistry

S.N.	Name of the Staff	Qualification	Designation	Teaching Experience
1	Dr. Vikas Bendgude	MDS	Prof. & HOD	17 yrs.
2	Dr. Rahul Deshpande	MDS	Professor	17 yrs.
3	Dr. Ujwal Kontham	MDS	Professor	14 yrs.
4	Dr. Hrishikesh Walimbe	MDS	Reader	7 yrs.
5	Dr. Vishwas Patil	MDS	Reader	6 yrs.
6	Dr. Ananth Kamath P.	MDS	Reader	5 yrs.
7	Dr. Meenakshi Nankar	MDS	Lecturer	1 year
8	Dr. Fawaz Siddiqui	MDS	Lecturer	1 year
9	Dr. Vivian Kokkali	MDS	Lecturer	1 year

Department of Oral Medicine & Radiology

S.N.	Name of the Staff	Qualification	Designation	Teaching Experience
1	Dr. Digambar Sable	MDS	Prof. & HOD	15 yrs.
2	Dr. Asha Chowdhary	MDS	Professor	14 yrs.
3	Dr. Mahesh Chavan	MDS	Reader	6 yrs.
4	Dr. Anagha Shete	MDS	Lecturer	4 yrs.
5	Dr. Pallavi Channe	MDS	Lecturer	3 yrs.
6	Dr. Santoshkumar Mastud	MDS	Lecturer	1 year
7	Dr. Renuka Shinde	BDS	Tutor	1 year
8	Dr. Ronakben Patel	BDS	Tutor	1 year
9	Dr. Heenaben Patel	BDS	Tutor	1 year

Department of Public Health Dentistry

S.N.	Name of the Staff	Qualification	Designation	Teaching Experience
1	Dr. Sahana Hegade	MDS	Prof. & HOD	17 yrs.
2	Dr. Pradnya Kakodkar	MDS	Professor	12 yrs.
3	Dr. Deepti Agarwal	MDS	Reader	6 yrs.
4	Dr. Ladusingh Rajpurohit	MDS	Lecturer	1year
5	Dr. Sushil Phansopkar	MDS	Lecturer	1year
6	Dr. Nitin Gupta	MDS	Lecturer	1year
7	Dr. Khushbu Kolte	BDS	Tutor	1year
8	Dr. Chaitali Pawar	BDS	Tutor	1year

Department of Implantology

S.N.	Name of the Staff	Qualification	Designation	Teaching Experience
1	Dr. Paresh Kale	MDS, Fellow AAID (USA)	Consultant Implantologist	15 yrs.
2	Dr. Nilesh Bulbule	MDS	Professor	10 yrs.
3	Dr. Sharath Shetty	MDS	Professor	11 yrs.
4	Dr. Santoshkumar S. N.	MDS	Professor	10 yrs.
5	Dr. Neha Gupta	BDS	Tutor	1 year

Category wise Salary Pattern for the Academic Positions

S.N.	Category	Pay Scale
1	Assistant Professor	15600 - 39100 AGP - 6000
2	Associate Professor	15600 - 39100 AGP - 8000
3	Professor	37400 - 67000 AGP - 10000

CALENDAR OF EVENTS

(Admission to MBBS / BDS Courses) IMPORTANT INFORMATION AT A GLANCE

1	Form Fee	Rs. 500/- (Add Rs.100/-, if required by post) DD Favoring "The Registrar, Dr. D. Y. Patil Vidyapeeth, Pune", Payable at Pune.
2	Last date for submitting the application form to - Dr. D. Y. Patil Vidyapeeth, Pimpri, Pune for All India Common Entrance Test - 2016 (AICET-2016)	1) Without late fee : Saturday, 30/04/2016 upto 5.00 pm (Test Fee Rs. 2000/-) 2) The downloaded form should accompany DD of Rs. 2600/- upto 3) With late fees : Saturday, 07/05/2016 upto 5.00 pm (Test Fee Rs. 2250/-) 4) The downloaded form should accompany DD of Rs. 2850/-
3	Places where the AICET - 2016 will be held	Ahmedabad, Chandigarh, Chennai, Hyderabad, Indore, Kolkata, Lucknow, Mumbai, Nagpur, New Delhi & Pune
4	Admit cards to candidates who are considered provisionally eligible for AICET-2016	Will be made available on the Vidyapeeth Website Seven days before the Entrance Test.
5	Date & Time of AICET-2016	Saturday, 14/05/2016 From 11.00 am to 2.00 pm
6	Declaration of results	Will be notified on the Vidyapeeth Website.
7	Schedule of Counseling 1) MBBS 2) BDS	Will be notified on the Vidyapeeth Website. The short listed candidates shall be called for counseling batch wise.
8	Venue of admission sessions	Dr. D. Y. Patil Vidyapeeth, Pimpri, Pune- 411 018
9	College to open on	01/08/2016 (Monday)
10	MBBS - Fee Structure	General : Rs. 15,00,000/- NRI/PIO/FN : US \$ 35,000
11	BDS - Fee Structure	General : Rs. 5,25,000/- NRI/PIO/FN : US \$ 17,000

(Note -An incomplete Application Form which is not accompanied by a D. D. of prescribed fee shall not be entertained & processed. This fee shall not be sent by Money Order. Please note that Fees (Form Fee and Test Fee) are non-refundable.

Instructions to Candidates

1. Read the instructions for filling in the application form given in the brochure.
2. Affix photographs on the application form and on Letter of Authorization (for Representation during selection process) taken from the same negative.
3. Verify that the application form is signed by the candidate, candidate's parent/ guardian and that the photograph is duly attested by the Head of the Institution where the candidate has studied or by Gazetted officer along with the official seal, before submitting.
4. Preserve the Fee Receipt and Admit Card carefully and bring the same to the Test hall and produce it on demand.
5. Use only black ball point pen for marking responses (answers), and for all other entries.
6. Note that issue of Admit Card is just a provision for appearing in AICET-16 and does not imply that the candidate is eligible for admission.
7. Occupy the seat in the Test hall at least 20 minutes before the commencement of the Test.
8. Enter the AICET-16 Seat Number carefully on the answer sheet.
9. Do not leave the Test hall till completion of the Test.

Admission Procedure

1. Introduction

The admissions to MBBS and BDS shall be done on the basis of the merit as ascertained from the performance of the candidates in All India Common Entrance Test - 2016 (AICET-16) and their respective preference (s) given in the Application Form.

2. Course-wise Intake Capacity and Distribution of Seats

*NRI – Non Resident Indian; PIO – Person of Indian Origin; FN Foreign National. Reservation of seats may be introduced in accordance with directives of the Government of India for Universities established under Section 3 of the University Grants Commission Act, 1956, if such directives are issued subsequent to the publication of this brochure.

3. Procedure and Definitions

General Category:

Admissions under this category shall be made on the basis of inter-se merit of the candidates qualified at AICET-16.

NRI/PIO/FN Category:

Candidate under this category is not required to appear for AICET-2016

Admissions will be made on the basis of inter-se merit and as determined by admission committee appointed for the purpose by the competent authority.

The candidate will be required to pay processing fee of U.S.\$ 200, this amount includes Form fee + Test fee.

In case any seat earmarked for NRI / PIO / FN are not filled in by the candidates of any of these sub-categories, such vacant seat(s) shall be filled in from the candidate(s) who has / have cleared the AICET-16.

An NRI is a person who is 'not a resident' or who is 'not ordinarily resident'. A person is treated as 'not ordinarily resident' (i) If he / she has been resident in India for less than 182 days in the year preceding the date of application; or (ii) If he / she has been in India for less than 365 days during the four years immediately preceding the date of application.

A PIO is a person having foreign citizenship (except Pakistan and Bangladesh) within NRI status, but who holds a foreign passport at the time of application or at the time of consideration of admission and during the period of his / her study and whose one / both parents or anyone / both grand parent(s) is / are (or was / were), citizen(s), of India by virtue of the provisions of the Constitution of India or Section 2(b) of the Citizenship Act 1955 (Act. No. 57 of 1955).

An FN is a person having citizenship of a foreign country (any country other than India) and not having the status 'NRI' and / or 'PIO'.

Important: Under the NRI, PIO and FN categories, only the student who has studied and passed the qualifying examination from school and / or college located in foreign country (other than India) shall be considered. This will include the student studying in school and / or college situated in foreign country, even if the concerned school / college is affiliated to any Board of Secondary Education or a university in India. However, ward of NRI, PIO or FN, who is studying for the qualifying examination in school / college located in India, is excluded.

The student must obtain certificate of equivalence from the Association of Indian Universities, New Dehli, before admission.

4. Eligibility

Only the candidate, who satisfies or is likely to satisfy the following eligibility requirements for admission to the courses shall be considered eligible to appear for the AICET-16.

4.1 Nationality and Age

The candidate, seeking to appear at the AICET-16 shall be an Indian national and shall have completed 17 years of age on or before 31st December 2016, i.e. he/she should have been born before 1st January 2000.

4.2 Qualifications for MBBS & BDS

- i. The candidate, seeking admission to these programmes, shall have passed the Higher Secondary Certificate (H.S.C.) examination / the Indian School Certificate (ISC) examination / Central Board of Secondary Education (CBSE) examination or any other examination equivalent to 10+2 HSC examination of any recognized Board / University from any school / college situated in India after 12 years of study. The candidate with other qualifications shall have to get equivalence certificate from the Association of Indian University (AIU), New Delhi.
- ii. The candidate, seeking admission to these programmes, shall have passed in the subjects of Physics, Chemistry, Biology and English individually and must have obtained at least 50 percent marks (40 percent marks, for scheduled castes / scheduled tribes and OBC candidates) in Physics, Chemistry and Biology taken together in the qualifying examination, i.e. 10 + 2 / HSC or an equivalent examination.

- iii. A candidate who has appeared or is likely to appear for qualifying examination i.e. HSC etc., and whose results have not been declared at the time of AICET-16 shall also be considered eligible to appear for AICET-16, provided he/she has offered the above mentioned subjects at the said qualifying examination(s).
- iv. The candidate seeking admission for the programmes shall also have secured at least 50 percent marks (100 out of 200 marks) at the AICET-16.

4.3 Eligibility for NRI / PIO / FN

A candidate in any of these categories shall have completed 17 years of age on or before 31st December 2016 (i.e. having born before 1st Jan. 2000.) He / She must have Physics, Chemistry, Biology and English at the CBSE, ISC, HSC or an equivalent examination. In the case of a student from any school that follows the American system of education, the candidate must have studied Physics, Chemistry and Biology at 'AP' (Advanced Placement) level and must have minimum 'C' grade in these subjects.

In the case of students passing Cambridge International Examination (CIE) the candidate should have passed Physics, Chemistry and Biology at "Advanced" level along with English at "Advanced Subsidiary" (AS) level.

5. Application Procedure

The candidate is advised not to submit the application form for AICET-16, if he/she does not fulfil any of the above-mentioned eligibility requirements. If a candidate fails to fulfil the relevant eligibility requirements, mentioned in 4.1 and 4.2, he / she shall not be considered eligible for seeking admission to the course, even if he/she is placed in the merit list of the AICET-16.

A candidate, desirous of appearing at the AICET-16, is required to complete the prescribed application form appended to this brochure and submit the same to the Registrar of the University, on or before the scheduled date.

6. Instructions for Completing the Application Form

- 6.1 The application form in this brochure is for the AICET-16 for admission to the course commencing in the year 2016 only.
- 6.2 The candidate shall avoid overwriting, cutting, erasing on the form. Any discrepancies in the statements and / or submission of incomplete form may lead to rejection of the form.
- 6.3 Black ballpoint pen be used for filling in the Application form. All the entries in the form should be in CAPITAL LETTERS only.

6.4 Squares provided in the application form are only for alphabet in capitals or numerical for indicating Name or for appropriate numbers. The alphabet or the number written in the square should not touch the edge of the square.

Correct		Incorrect	
A	2	A	2

- 6.5 Fill in the squares legibly and clearly without overwriting.
- 6.6 The name mentioned in the form by the candidate should be the same as in the documents of 10+2 examinations. One square should be used only for one alphabet. Please leave one blank square between adjacent words. For example, the name Patil Amita Shekhar should be written as follows:

P	A	T	I	L	A	M	I	T	A	S	H	E	K	H	A	R	
---	---	---	---	---	---	---	---	---	---	---	---	---	---	---	---	---	--

- 6.7 If the number of a date or Months of birth is a single digit, it shall be prefixed with zero. For example, 5th January, 1990 should be written as:

0	5	0	1	1	9	9	0
D	D	M	M	Y	Y	Y	Y

- 6.8 The candidate shall indicate his/her choice of Course by writing 1 / 2 as preference of course in the appropriate box.

6.9 A passport size photograph shall be affixed to the application form at the appropriate place. The photograph shall be firmly affixed by using gum. It shall not be pinned. The photograph shall be attested by the Principal/Head of the institution where the candidate has studied or by a gazetted officer. The attestation of the photograph shall be done in such a way that the photograph is not defaced.

6.10 The declaration in application form shall be signed both by the applicant and the mother /father/guardian of the applicant.

6.11 Address shall be written in capital letters. Use ' wherever shown in the example. For example, if the address is 73/4, 'Adarsh Nagar', Pune, write as:-

73/4, 'ADARSH NAGAR',

 PUNE.

- 6.12 Confirm by darkening the circle whether the candidate has offered these subjects at HSC / 12th std. examination.

- 6.13 Columns for the year of passing 10th and 12th standard examination (Block No. 13). For example, if the year is 2010 fill as:-

2	0	1	0
---	---	---	---

If appearing for HSC/12th std. examination, darken the circle

- 6.14 The candidate shall indicate his/her choice of centre by darkening the appropriate circle.
- 6.15 The candidate is not required to enclose originals or photocopies of any certificates with the application form.
- 6.16 The candidate shall invariably mention the number of his / her application form (as printed on it) and his / her name on the back of his / her demand draft.
- 6.17 An incomplete application form and an application form which is not accompanied by a demand draft of the prescribed fee of Rs. 2000/- (or Rs. 2250/- for late submission) shall not be entertained and processed. This fee shall not be sent by money order. Please note that the application fee is non-refundable.
- 6.18 Darken the appropriate circle of the category that you belong to.

7. Dispatch of Application Form

- 7.1 Application may be submitted personally or mailed (by registered post/speed post/courier) to **The Registrar, Dr. D. Y. Patil Vidyapeeth, Sant Tukaram Nagar, Pimpri, Pune – 411018**. The application shall be accompanied by a Demand draft of the amount of the test fee i.e. Rs. 2000/- (or Rs. 2250/- for late submission) drawn on any nationalized bank and payable at Pune. Those who submit the application in person, may pay the test fee either by a DD or in cash. The candidate is advised to obtain and maintain proof of demand draft and dispatch of the application form. This may be useful for obtaining duplicate admit card, if required.
- 7.2 The application must reach the University on or before the last date mentioned in the Calendar of Events.
- 7.3 The University shall not be responsible for any delay or loss of the application / admit card / or any other communication in transit. Such a delay shall not be condoned

8. Issue of Admit cards

- 8.1 The Admit Card will be made available on line seven days before the entrance test.

1. It can be down loaded by entering form No. and date of birth of the candidate

2. In case of down loaded form, the form No. will be allotted by Vidyapeeth on its arrival and scrutiny. An e-mail / sms of the form No. will be sent to the

candidates.

please ensure that an appropriate E-mail ID is mentioned on your application form.

3. Please enter your mobile number accurately for any communication through calls / SMS.

- 8.2 The candidate shall not mutilate the admit card or change any entry made therein after it has been authenticated by the University authorities.

9 Conduct at the All India Common Entrance Test - 2016 (AICET-16)

- 9.1 The candidate shall report at the centre at least 30 minutes before the scheduled time of commencement of the Test.
- 9.2 The Test hall shall be opened 30 minutes before the commencement of the test. The candidate is expected to take the seat at least 20 minutes before the commencement of the Test. If the candidate does not report in time he/she is likely to miss some of the important instructions, which would be announced in the Test Hall.
- 9.3 The candidate shall not be allowed to appear for the Test if he/she reaches the Test Hall after 11.30 a.m.
- 9.4 The candidate shall bring the admit card and show the same, for admission to the Test Hall. A candidate, who does not have the admit card shall not be admitted to the Test Hall under any circumstances.
- 9.5 A seat in the Test hall, with a number, shall be allotted to each candidate.
- 9.6 A candidate shall not be allowed to carry, inside the Test Hall, any text material, printed or hand written, chits or any other material, except the admit card and the writing material. The candidate shall not be permitted to bring calculators, slide rules, clerk tables, electronic watches with facilities of calculators, laptops, personal stereo systems, walkie-talkie sets, paging devices, mobile telephones or any such objects/ devices in the Test Hall. Possession or use of any such devices during the Test is prohibited and the candidate shall be liable to be expelled, if found using or possessing them.
- 9.7 The candidate shall not be allowed to go outside the Test Hall for the entire duration of the Test. Once the candidate leaves the hall (even for answering a call of nature) he/she will not be readmitted to the Test hall. No exception will be made in this regard.
- 9.8 Parents, relatives or friends of the candidate shall not be allowed to enter into the premises of the centre.
- 9.9 The candidate is advised to bring with him/her a card board or a clip board, on which nothing should have been written. The board shall be useful to them while writing the responses in the answer sheet, in case the tables in the Test hall do not have smooth surfaces.

- 9.10 Smoking, drinking any beverage, eating anything in the Test hall is strictly prohibited.
- 9.11 The candidate shall maintain perfect silence and discipline in the Test hall. Any conversation, gesticulation or disturbance in the Test hall shall be considered as misbehaviour and the candidate involved in such behavior shall be expelled from the Test hall. Similarly, if any candidate is found using unfair means or is allowing someone else to impersonate him/her, his/her candidature at the Test shall be cancelled on the spot.
- 9.12 During the test, the invigilator may check the admit card of the candidates to satisfy himself about the identity of each candidate. The invigilator shall also put his/her signature in the place provided in the answer sheet on SIDE-1 (Refer specimen answer sheet).
- 9.13 After completing the Test and before handing over the Test Booklet and the Answer Sheet back to the invigilator, the candidate shall check once again to see whether all the particulars required in the Test booklet and the answer sheet have been correctly written. He/she shall ensure that the seat number, the centre code, the Test booklet number and code are correctly written on the answer sheet.
- 9.14 A warning bell shall be sounded 10 minutes before the beginning of the test and also to mark the half-time of the test time. A bell shall also be sounded 10 minutes before the closing time. The last bell shall be given at the end when the candidate must stop marking the responses or writing.

10. Mode of the test

The test consists of one question paper of 200 marks. The question paper consists of two hundred objective-type Multiple Choice Questions (MCQs), 50 each on Physics, Chemistry, Botany and Zoology. The duration of the test is 3 hours. (Recommended syllabi: Annexure I)

11. Test Booklet

- 11.1 The candidate shall be provided with a sealed Test Booklet 5 minutes before the schedule time of the Test. The candidate is advised to use black ball point pen only for filling in the required information. The candidate is advised to open/break the seal of the test booklet only after he/she is instructed to do so by the invigilator.
- 11.2 In the test booklet, there will be 200 items/ questions serially numbered from 001 to 200. Each item/question shall have four options marked (A), (B), (C) and (D). Out of these four options, only one will be correct. The correct options should be selected and marked on the answer sheet.

12. Answer Sheet

- 12.1 An answer sheet shall be given to the candidates 15 minutes before the scheduled time of the test.
- 12.2 This answer sheet is of a special type and shall be scanned on the computer by ICR. Therefore, the candidate shall handle the answer sheet very carefully. There will be two sides of the answer sheet.
- 12.3 SIDE –I
- This side of the answer sheet begins with instructions. The following information is to be filled neatly and accurately:
- Name
 - Centre (city in words)
 - Seat no. (as mentioned in Admit card of AICET -16)
 - Centre Code
 - Application Form No.
 - Signature of the Candidate with date
 - Signature of the Invigilator with date
 - Test Booklet Number:

Each test booklet has a number. Write it at the appropriate place.

12.4 SIDE-II

This side is to be used for marking responses to questions numbered 001 to 200. First, enter your seat number. Test booklet code, Test booklet serial number. For every question number, four circles are provided. Darken appropriate circles with black ball point pen / gel pen only.

For example:

- Q. 3 Taj Mahal is located in
 (A) Mumbai (C) Agra
 (B) Delhi (D) Jaipur

The correct response is (C). The candidate will locate question number in the answer sheet and darken the circle

(C) as shown below:

- | | (A) | (B) | (C) | (D) |
|----|-----------------------|-----------------------|----------------------------------|-----------------------|
| 1. | <input type="radio"/> | <input type="radio"/> | <input type="radio"/> | <input type="radio"/> |
| 2. | <input type="radio"/> | <input type="radio"/> | <input type="radio"/> | <input type="radio"/> |
| 3. | <input type="radio"/> | <input type="radio"/> | <input checked="" type="radio"/> | <input type="radio"/> |
| 4. | <input type="radio"/> | <input type="radio"/> | <input type="radio"/> | <input type="radio"/> |

If the candidate darkens more than one circle or if he does not mark his response as shown above and marks his response as shown below, his response will be treated as wrong and will not be given marks.

- | | (A) | (B) | (C) | (D) |
|----|----------------------------------|----------------------------------|----------------------------------|----------------------------------|
| 1. | <input type="radio"/> | <input type="radio"/> | <input type="radio"/> | <input checked="" type="radio"/> |
| 2. | <input type="radio"/> | <input type="radio"/> | <input checked="" type="radio"/> | <input type="radio"/> |
| 3. | <input type="radio"/> | <input checked="" type="radio"/> | <input checked="" type="radio"/> | <input type="radio"/> |
| 4. | <input checked="" type="radio"/> | <input type="radio"/> | <input type="radio"/> | <input checked="" type="radio"/> |

12.5 The candidate is advised to decide the answer before marking it on the answer sheet. He/she should ensure that the circle is completely darkened. A lightly or faintly darkened circle is a wrong method of marking and may be rejected by the ICR.

12.6 If the candidate does not want to attempt any particular question, he is advised to leave circles given against that question blank.

12.7 The candidate shall neither fold the answer sheet nor make any stray marks / remarks on it.

13. Changing an answer

13.1 If a candidate wants to change any answer marked by him on the answer sheet, he shall completely erase the existing mark and then darken the appropriate circle. Candidate must not leave any visible mark in the circle after erasing. otherwise the response may be rejected by the ICR. Such erasing can be avoided if the circles are

darkened thoughtfully.

13.2 Test booklet number and Code as filled in by the candidate in the answer sheet, shall be accepted as final for the purpose of evaluation. When the booklet number is left blank or more than one booklet numbers are indicated on the answer sheet, it shall be deemed as incorrect booklet number and such answer sheet shall not be evaluated.

14. Pens and Erasers

The candidate shall bring his/her own writing materials. In case ball point pen / gel pen of any colour other than black is used, the answer sheet may be rejected /may not be read by the ICR. Under such circumstances the entire responsibility shall rest with the candidate. The candidate must also bring his own eraser of good quality.

15. Important instructions for marking

15.1 Marking shall be dark and shall completely fill the circle.

15.2 Darken only one circle for each question.

15.3 Do not fold the answer sheet or make any stray marks on it.

15.4 Make the marks only in the spaces provided.

15.5 There shall be no negative markings

16. Rough Work

The candidate shall not do any rough work or writing work on the answer sheet. All rough work shall be done in the Test booklet itself.

17. Merit List

17.1 The Vidyapeeth shall prepare a merit list of the candidates who have appeared for AICET-16, in accordance with the total marks obtained by them in Physics, Chemistry, Botany and Zoology taken together. The candidates shall be called for admission as per their ranking in this list.

17.2 Names of only those candidates who have obtained 50 percent or more marks (100 or more out of 200) in AICET-16 shall be included in the result. The result will be displayed on the Notice Board and on the Vidyapeeth website: www.dpu.edu.in However qualified candidates in the merit will be called for counseling and on-the-spot admission session. There shall be no verification of marks or reassessment of papers of AICET - 16.

17.3 Tie-breakers In case more than one candidate have obtained equal marks at the AICET-16, the following procedure shall be adopted for deciding inter-se merit:

First level: A candidate with higher marks in Biology at the AICET-16 shall be preferred. If the tie still persists,

Second level: A candidate with higher marks in Chemistry at the AICET-16 shall be preferred. If the tie still persists,

Third level: A candidate with higher percentage of aggregate marks at the HSC (or equivalent) examination shall be preferred. If the tie still persists,

Fourth level: A candidate with higher percentage of aggregate marks at SSC examination shall be preferred.

18. Admission Session

The Schedule of Admissions to MBBS & BDS shall be as follows :

The reasonable number of qualified candidates whose names are included in the merit list, prepared on the basis of marks obtained by them in Physics, Chemistry and Biology taken together at the AICET-16, and who fulfill the eligibility criteria, mentioned in paragraphs 4.1 and 4.2 shall be called to attend on-the-spot - admission session.

Notes :

- Only those candidates who have secured at least 50 percent marks in the AICET-16 shall be considered eligible for provisional admission to the MBBS & BDS course as per the Merit list.
- Result of candidates will be displayed on the Vidyapeeth Notice Board and published on the website of the Vidyapeeth : www.dpu.edu.in
- Students should note that no changes or adjustments shall be made in the admission schedule.

A large number of candidates appear at several entrance tests in the country and many of the candidates, who figure in the merit list of this Vidyapeeth, may not eventually seek admission. Considering this, the Vidyapeeth asks the reasonable number of eligible candidates to attend the counseling session which shall be notified on the Vidyapeeth website as stated above. The admission process stops once the number of seats available are filled in.

18.1 The admission sessions will be conducted at the office of the Vidyapeeth, as per the schedule. Failure to report for admission in person or an representation by authorized proxy with an authorization letter on the scheduled date and time shall result in instantaneous cancellation of the claim of the candidate to the seat. It shall be the candidate's responsibility to ascertain the result of AICET -16.

18.2 Only the candidate and one of his/her parents/guardian shall be allowed into the admission hall. The candidates shall be called in, in the order of their ranking in the merit list.

18.3 The candidate should note that appearance at AICET-16 and inclusion of name in the merit list do not necessarily mean that he/she shall get admission to the course. His/her admission to the course shall depend upon the availability of seat at the time of his/her turn for admission.

18.4 At the time of reporting for the admission, the candidate shall produce the documents (original and two sets of photocopies) and an affidavit as indicated on the Vidyapeeth website. If the candidate is admitted to the course, these documents shall be retained by the Vidyapeeth till he/she completes the course. If the candidate fails to produce all or any of these documents, his/her claim for a seat shall instantaneously stand forfeited.

18.5 The selected candidate shall be required to pay the entire amount of tuition fee and such other fees as decided by the Vidyapeeth, on the day of spot admission itself, through a D. D. drawn on a nationalized bank favouring the "Registrar, Dr. D. Y. Patil Vidyapeeth payable at Pune. In case the candidate fails to pay the entire amount of fees, he / she shall lose his / her claim for admission to that seat.

18.6 In case the candidate is not certain about the course to which he / she would be admitted, separate D. D.s. for the sum of BDS fees and the difference between MBBS and BDS courses and the D. D. for Vidyapeeth Eligibility fees should be brought, while attending the counseling session.

18.7 If any candidate finds it impossible to be physically present for the admission session due to unavoidable circumstances, he/she may authorize any other responsible individual to represent him/her for admission session.

This representative must carry with him/her a letter of authorization, in the format, available on the Vidyapeeth website, as well as all the documents required. If the candidate or his/her representative fails to report for the admission session on the date and time mentioned in the schedule of admission, his/her claim for admission to the course shall stand forfeited.

18.8 Admissions made at the admission sessions are provisional, subject to verification of eligibility by the Vidyapeeth

19. Waiting List

19.1 A waiting list for admission to the course shall be prepared and notified on the Vidyapeeth website. The candidate, who desires to have his/her name included in the waiting list, shall submit the application for inclusion. If no such application, in writing, is submitted during the counseling, the candidate's name shall not be included in the waiting list.

19.2 The seat which becomes vacant during the admission session shall be kept vacant. The waiting list of the course shall become operative from 1st August onwards and the candidate(s) in the waiting list shall be offered seats as per availability of seat(s). The waiting list shall be operative till all the vacant seat(s) are filled in or till 30th September (cut-off date), whichever is earlier.

20. Fee Structure:

Annual fee structure for the candidate, admitted to the course, under different categories shall be as follows:

COURSE	CATEGORY	Fee
MBBS	GENERAL	Rs. 15,00,000/-
	NRI / PIO / FN	US \$ 35,000
BDS	GENERAL	Rs. 5,25,000/-
	NRI / PIO / FN	US \$ 17,000

- The Annual Fee shall be increased by 3% each year except NRI/PIO/FN Category.
- The Annual fee is to be paid by the student at the time of counseling and on-the-spot admission session by a Demand Draft (DD) drawn in favour of the “Registrar, Dr. D. Y. Patil Vidyapeeth, Pimpri”, payable at Pune.
- **University Eligibility & Registration Fee (One-time Fee)** Ten Percent (10%) of the Annual Fee, payable for the first year only, shall be paid by the student separately at the time of filling in the Eligibility Application, as University Eligibility & Registration Fee, which shall be paid by the Demand Draft (DD) Drawn in favour of the “Registrar, Dr. D. Y. Patil Vidyapeeth, Pimpri”,

payable at Pune. (Note: The University Eligibility & Registration Fee is non refundable.)

University Examination Fee

In addition to the above fees the student shall pay the University Examination Fee as prescribed by the University from time to time. Other conditions and formalities shall be as per the Rules of the University.

Hostel Fee:

Hostel Fees shall be charged extra as prescribed by the Competent Authority.

21. Rules for cancellation of an Admission and Refund of Fees:

21.1 Admission to the course can be cancelled at the request of the student, on submission of an application, within time.

21.2 The Student applying for cancellation of the admission on or before the last date of admission, he will be entitled to get refund of fees except administrative charges, provided seat is filled.

22. Hostel Accommodation

Comfortable and Sufficient Hostel accommodation with Telephone, Internet & Mess facilities is available for Boys & Girls Separately. it is compulsory for 1st year of MBBS admission.

Hostel Fee per year per student is Rs. 1.65 Lakh including food. (3 seater)

23. Ragging:

Ragging in any form is a punishable offence in accordance with the “UGC Regulations on Curbing the Menace of Ragging in Higher Educational Institutions, 2009”, and committing this act of indiscipline shall result in – Punishment under the provisions of any penal law for the time being in force. Candidates, on admission, will be provided with detailed guidelines related to ragging

As per the recent UGC Regulations, the affidavits to be filed by the Student and their parent about the anti-ragging regulations of UGC, these affidavits need not be on stamp paper nor need to be registered. On the Contrary they should be submitted by the admitted students by submitting these affidavits on-line by following WEB Site :

http://antiragging.in/site/affidavits_registration_form.aspx (This link is also available on DPU website)

24. Disputes:

Difference of opinion and any dispute arising in the interpretation and implementation of the clauses in this brochure, if any, shall be referred to the Vice- Chancellor of Dr. D. Y. Patil Vidyapeeth, Pimpri, Pune and his decision shall be final and binding on all the concerned.

25. Court Jurisdiction:

Any legal dispute arising out of the admission procedure of the course and refund of fees of the University shall be under Pimpri jurisdiction only.

26. Warning:

The candidate seeking admissions to any of the course of the Vidyapeeth is warned against possible cheating by unscrupulous persons, who may promise and assure seats by extracting large sums of money, from the parents/candidates. The Vidyapeeth has not appointed any such agent(s). The Vidyapeeth shall not, in any way, be responsible for the misdeeds of such person(s).

27. Discipline & Conduct Rules

The Rules of Dr. D. Y. Patil Vidyapeeth, Pimpri, Pune, and its decisions shall be final and binding on all concerned.

- 27.1 It is imperative that the students strictly adhere to the day of opening and closing of each term during academic calendar.
- 27.2 The students must be present for all class tests, Mid term tests, terminal & preliminary examinations. Strict disciplinary action is taken against those students who fail to attend the tests, Practical, Dissections, Tutorials, Demonstration beside clinics and theory classes etc.
- 27.3 The students should complete all the term work such as Journals, charts or any other assignments as per schedule.
- 27.4 The students and parents should specially note that, if the students fails to complete the term work regularly and has poor academic performance, he/she will not be granted the term and will not be allowed to appear for the university examination.
- 27.5 The students should note that, he/she is responsible to the authorities of the institute not only for his/her conduct in the premises; but also for the conduct in general, outside the premises as well as the participation in any political/antisocial elements etc. If he/she is found involved in such activities, strict disciplinary action shall be taken against him/her.
- 27.6 The students should help in maintaining the building decorum and the campus of the institute.
- 27.7 If a student remains absent for lectures, practical's or class tests examination without prior permission of the Dean or the Head of the departments, he/she be fined along with other punishments of academic nature as directed by the authorities.

27.8 The students should read the notices on various notice boards in the academic complex, library and the department regularly.

27.9 As per the rules and regulations of the statutory councils and the Vidyapeeth, 75% attendance in non-lecture teaching i.e. seminars, group discussion, tutorials, demonstrations, practicals, hospital posting and bed side clinics etc. is compulsory. Also student must secure at least 35% marks for the total marks fixed for internal assessment in particular subject in order to be eligible to appear in final university examination of that subject.

27.10 If the student remains absent from the institute for a continuous period of ten days without prior permission of the Dean, the management reserves the right to cancel his/her name from the roll. Such a student will not be entitled for any refund of fees.

27.11 Ragging is a serious cognizable offence. Ragging the students in any form within or outside the college and hostel premises is strictly prohibited. Miscreants will be expelled instantly.

27.12 The Dean reserves the right to remove from the roll the name of any student for failure to pay the college/hostel dues in time.

27.13 Consuming alcoholic drinks and drugs are strictly prohibited in the premises of the college & hostel. Involvement found in such things will be dealt with seriously.

27.14 Damaging the property of the college and its sister institutes, tampering with fixtures, fitting, equipment, instruments, furniture books, periodicals, walls, window, panels, vehicles will be viewed very seriously and is likely to result in instant expulsion of the student from college.

27.15 Parents shall verify internal assessment record of their wards.

27.16 Educational insurance is compulsory

Annexure - I
Syllabus AICET-16
PHYSICS

Unit I: Physical World and Measurement

Measurement:- Physics - scope and excitement; nature of physical laws; physics, technology and society. Need for measurement: Units of measurement; systems of units; SI units, fundamental and derived units. Length, mass and time measurements; accuracy and precision of measuring instruments; errors in measurement; significant figures. Order of magnitude. accuracy and errors in measurement Dimensions of physical quantities, dimensional analysis and its applications.

Unit II: kinematics

Scalars & Vectors :- Scalar and vector quantities; Position and displacement vectors, general vectors and their notations; equality of vectors, multiplication of vectors by a real number; addition and subtraction of vectors.

Unit vector; Resolution of a vector in a plane - rectangular components. Scalar and Vector product of vectors.

Motion in straight lines :- Frame of reference, Motion in a straight line: Position-time graph, speed and velocity. Elementary concepts of differentiation and integration for describing motion Uniform and nonuniform motion, average speed and instantaneous velocity. Uniformly accelerated motion, velocity time and position-time graphs. relations for uniformly accelerated motion (graphical treatment). Motion in a plane. Cases of uniform velocity and uniform acceleration.

Projectile motion. Equation of projectile path, time of flight, horizontal range, maximum height of projectile. Relative velocity.

Unit III: Laws of Motion

Laws of Motion :- Intuitive concept of force. Inertia, Newton's first law of motion; momentum and Newton's second law of motion; impulse; Newton's third law of motion. Law of conservation of linear momentum and its applications.

Force :- Types of forces. General idea of gravitation, electromagnetic and nuclear forces. Moment of a force, torque, angular momentum, laws of conservation of angular momentum and its applications. Equilibrium of concurrent forces Centre of mass of a two-particle system, momentum conservation and centre of mass motion. Centre of mass of a rigid body; centre of mass of a uniform rod.

Concurrent Co-planar forces :- Definition of resultant & equilibrate - statement of law of parallelogram of forces - derivation of expression for magnitude & direction of two concurrent coplanar forces - law of triangle of forces & its converse - Lami's theorem - problems.

Uniform circular motion:-

angular displacement, angular velocity and angular acceleration, relation between angular velocity and linear velocity. Dynamics of uniform circular motion: radial acceleration, Centripetal force, examples of circular motion (vehicle on a level circular road, vehicle on banked road).

Vertical circular motion due to earth's gravitation, equation for

velocity and energy at different positions of vertical circular motion. Kinematical equation for circular motion in analogy with linear motion.

Unit IV: Work, Energy and Power

Work done by a constant force and a variable force; kinetic energy, work-energy theorem, power. Notion of potential energy, potential energy of a spring, conservative forces: conservation of mechanical energy (kinetic and potential energies); non-conservative forces: motion in a vertical circle; elastic and inelastic collisions in one and two dimensions coefficient of restitution - problems.

Unit V: Motion of System of Particles and Rigid Body

Motion of rigid body:- Equilibrium of rigid bodies, rigid body rotation and equations of rotational motion, comparison of linear and rotational motions. Moment of inertia, radius of gyration. Kinetic energy of rotating body rolling motion, physical significance of moment of inertia, Values of moments of inertia, for simple geometrical objects (no derivation). Statement of parallel and perpendicular axes theorems and their applications. Angular momentum and its conservation.

Unit VI: Gravitation

Statement and explanation of law of gravitation, definition of G, derivation of relation between g & G . Kepler's laws of planetary motion. The universal law of gravitation. Acceleration due to gravity and its variation with altitude, latitude, depth. Gravitational potential energy and gravitational potential. Escape velocity. Orbital velocity of a satellite. Geo-stationary satellites launching of satellite, expression for period of orbiting satellite.

Brief explanation of inertial mass and gravitational mass, weightlessness condition in orbit.

Unit VII: Properties of Bulk Matter

Elasticity :- Elastic behaviour, Stress-strain relationship, Hooke's law, Young's modulus, bulk modulus, shear modulus of rigidity, Relation between elastic constants, Poisson's ratio; elastic energy. Determination of Y , behavior of metal wire under increasing load, applications of elastic behaviour of material.

Friction in solid :- Static and kinetic friction, laws of friction, rolling friction, lubrication.

Frictions in liquid :- Pressure due to a fluid column; Pascal's law and its applications (hydraulic lift and hydraulic brakes). Effect of gravity on fluid pressure.

Viscosity, Stokes' law, terminal velocity, Reynold's number, streamline and turbulent flow, critical velocity. Bernoulli's theorem and its applications.

Surface tension :- Surface energy and surface tension, angle of contact, excess of pressure across a curved surface, application of surface tension ideas to drops, bubbles and capillary rise. Effect of impurity, temperature and detergent on surface tension. capillary action in wick of lamp.

Unit VIII Heat

Gas Laws Statement and explanation of Boyle's Law and Charles's Law, Definition of pressure and volume coefficient of gas, absolute zero, Kelvin scale of temperature, perfect gas equation, explanation of isothermal and adiabatic changes, Van-der-Waal's equation of state for real gases.

Mode of Heat Transfer :-Heat, temperature, Thermal expansion; thermal expansion of solids, liquids and gases, anomalous expansion of water; specific heat capacity; C_p , C_v - calorimetry; change of state - latent heat capacity.

Heat transfer-conduction, convection and radiation, thermal conductivity.

Radiation :-Newton's law of cooling, Definition of Radiant energy, emissivity and absorptivity, perfect black body, statement and explanation of Kirchhoff's law, Qualitative ideas of Blackbody radiation, Wein's displacement Law, Stefan's law, Plank's law, qualitative explanation of solar constant and surface temperature of sun, principles and working of total radiation pyrometer, Green house effect.

Unit IX: Thermodynamics

Thermal equilibrium and definition of temperature (zeroth law of thermodynamics). Heat, work and internal energy. First law of thermodynamics. Isothermal and adiabatic processes.

Second law of thermodynamics: reversible and irreversible processes. Heat engine and refrigerator.

Unit X: Behaviour of Perfect Gases and Kinetic Theory of Gases

Equation of state of a perfect gas, work done in compressing a gas. Kinetic theory of gases - assumptions, concept of pressure. Kinetic interpretation of temperature; rms speed of gas molecules; degrees of freedom, law of equipartition of energy (statement only) and application to specific heat capacities of gases; concept of mean free path, Avogadro's number.

Unit XI: Oscillations and Waves

Oscillations:- Periodic motion - time period, frequency, displacement as a function of time. Periodic functions. Simple harmonic motion (S.H.M) and its equation; phase; oscillations of a spring-restoring force and force constant; energy in S.H.M. Kinetic and potential energies; simple pendulum- derivation of expression for its time period.

Sound Wave :- Properties of sound, speed of sound in gas, Newton's formula for speed of sound, Laplace formula, effect of pressure, temperature, humidity and wind on speed of sound.

Definition of sound intensity, explanation of loudness and its unit, distinguish between noise and musical note, comparison of Doppler effect in sound and light.

Wave Motion :-Wave motion. Transverse and longitudinal waves, speed of wave motion relation between speed, velocity and frequency of a progressive wave. Definition of progressive wave & its characteristics, Derivation of equation of a progressive wave & its different forms, definition of wave intensity, mention expression for wave intensity & its unit, Principle of superposition of waves, reflection of waves, Beats, Doppler effect.

Standing wave :-standing waves in strings and organ pipes, fundamental mode and harmonics, effect. Free, forced and damped oscillations (qualitative ideas only), resonance.

Unit XII: Electrostatics

Electric Charges :- Electric Charges; Conservation of charge, Coulomb's law-force between two point charges, forces between multiple charges; superposition principle and continuous charge distribution.

Electrostatic field :-Electric field, electric field due to a point charge, electric field lines, electric dipole, electric field due to a dipole, torque on a dipole in uniform electric field. Mechanical force on unit area of the charge conductor, energy density of the medium. Electric flux, statement of Gauss's theorem and its applications to find field due to infinitely long straight wire, uniformly charged infinite plane sheet and uniformly charged thin spherical shell (field inside and outside). Charged cylinder. Electric potential, potential difference, electric potential due to a point charge, a dipole and system of charges; equipotential surfaces, electrical potential energy of a system of two point charges and of electric dipole in an electrostatic field.

Capacitors :-Conductors and insulators, free charges and bound charges inside a conductor. Dielectrics and electric polarisation, capacitors and capacitance, combination of capacitors in series and in parallel, capacitance of a parallel plate capacitor with and without dielectric medium between the plates, energy stored in a capacitor. Van de Graff generator.

Unit XIII: Current Electricity

Electric Current :-Electric current, flow of electric charges in a metallic conductor, drift velocity, mobility and their relation with electric current; Ohm's law, electrical resistance, V-I characteristics (linear and non-linear), electrical energy and power, electrical resistivity and conductivity. Carbon resistors, colour code for carbon resistors; series and parallel combinations of resistors; temperature dependence of resistance.

Internal resistance of a cell, potential difference and emf of a cell, combination of cells in series and in parallel. Elementary idea of secondary cells. concept of super conductivity - explanation of critical temperature, critical field & high temperature superconductors - mention of uses of super conductors - thermistors & mention of their uses. Definition of emf & internal resistance of a cell - ohm's law applied to a circuit - problems.

Kirchhoff's laws:- Kirchhoff's laws and simple applications. Wheatstone bridge, metre bridge. Potentiometer - principle and its applications to measure potential difference and for comparing emf of two cells; measurement of internal resistance of a cell.

Unit XIV: Magnetic Effects of Current and Magnetism

Concept of magnetic field :-Concept of magnetic field, Oersted's experiment. Biot - Savart law and its application to current carrying circular loop at the centre Magnetic induction at a point along the axis of a coil carrying current, Magnetic induction at a point on the axis of a solenoid, basic concept of terrestrial magnetism, statement & explanation of tangent law, construction & theory of tangent galvanometer, Fleming's left hand rule.

Ampere's law:- Ampere's law and its applications to infinitely long straight wire. Straight and toroidal solenoids, Force on a moving charge in uniform magnetic and electric fields. Cyclotron.

Force on a current-carrying conductor in a uniform magnetic field. Force between two parallel current-carrying conductors-definition of ampere. Torque experienced by a current loop in uniform magnetic field; moving coil galvanometer-its current sensitivity and conversion to ammeter and voltmeter.

Magnetism :-Origin of magnetism due to moving charges, equivalence between magnetic dipole and circular coil carrying current, definition of magnetic dipole moment, and its unit, torque acting on a magnet in uniform magnetic field, Current loop as a magnetic dipole and its magnetic dipole moment. Magnetic dipole moment of a revolving electron. Magnetic field intensity due to a magnetic dipole (bar magnet) along its axis and perpendicular to its axis. Torque on a magnetic dipole (bar magnet) in a uniform magnetic field; bar magnet as an equivalent solenoid, magnetic field lines; Earth's magnetic field and magnetic elements.

Types of magnetic material :-Para-, dia- and ferro - magnetic substances, with examples. Ferromagnetism on the basis of domain theory, curie temperature Electromagnets and factors affecting their strengths. Permanent magnets.

Unit XV: Electromagnetic Induction and Alternating Currents

Electromagnetic induction; Faraday's laws, induced emf and current; Lenz's Law, Eddy currents. Alternating currents, peak and rms value of alternating current/voltage, Expression for energy stored in the coil, derivation for sinusoidal emf, reactance and impedance; LC oscillations (qualitative treatment only), LCR series circuit, Expression for impedance & current in LCR series circuit by phasor diagram method, explanation of resonance, derivation for resonant frequency, brief account of sharpness of resonance & Q- factor, power in AC circuits with resistance, inductance and capacitance, power factor & wattless current. Qualitative description of choke, basic ideas of magnetic hysteresis AC generator and construction & working of transformer, power losses in transformer, Principle & working of moving iron meter, explanation of transmission of electric power, advantages of AC & DC.

Unit XVI: Electromagnetic waves

Need for displacement current, Electromagnetic waves and their characteristics (qualitative ideas only). Transverse nature of electromagnetic waves. Electromagnetic spectrum (radio waves, microwaves, infrared, visible, ultraviolet, X-rays, gamma rays) including elementary facts about their uses. Space communication, types of propagation of electromagnetic waves in atmosphere.

Unit XVII: Optics

Refraction at plane surface:- Refraction through a glass slab, expression for lateral shift and normal shift, total internal reflection and its applications, optical fibres, its application in communication.

Refraction through prism :- Refraction and dispersion of light through a prism. Prism formula, Deviation through thin prism, angular dispersion, and dispersive power, conditions for dispersion without deviation.

Refraction at spherical surface :-Reflection of light, spherical mirrors, mirror formula. Refraction of light, refraction at spherical surfaces, lenses, thin lens formula, lens maker's formula. Magnification, power of a lens, combination of thin lenses in contact, combination of a lens and a mirror. Scattering of light - blue colour of sky and reddish appearance of the sun at sunrise and sunset. Elementary idea of Raman effect.

Optical instruments : Human eye, image formation and accommodation, correction of eye defects (myopia, hypermetropia) using lenses. Microscopes and astronomical telescopes (reflecting and refracting), compound microscope and their magnifying powers, reflecting telescope.

Wave optics: Brief explanation of Newton's corpuscular theory, Huygen's wave of theory and Maxwell electromagnetic theory, Wave front, wave normal and Huygen's principle, reflection and refraction of plane wave at a plane surface using wave fronts. Proof of laws of reflection and refraction using Huygen's principle.

Interference :-Theory of Interference, conditions for constructive and destructive interference, Young's double slit experiment and expression for fringe width, coherent sources and sustained interference of light.

Diffraction :-Distinguish between Fresnel and Fraunhofer diffraction, diffraction due to a single slit, width of central maximum, Rayleigh's criteria. Resolving power of microscopes and astronomical telescope.

Polarisation :- Polarisation, plane polarised light, explanation of plane of polarization and plane of vibration, Brewster's law, uses of plane polarised light and Polaroids.

Speed of Light :- Michelson's rotating mirror experiment to determine light importance of speed of light.

Unit XVIII: Dual Nature of Matter and Radiation

Introduction of Atomic physics Types of electron emission, description and theory of Dunnington's method of finding, e/m of an electron, explanation of types of spectra, emission and absorption spectra, brief account of Fraunhofer lines, explanation of electromagnetic spectra with emphasis on frequency.

Photoelectric effect :-Dual nature of radiation. Photoelectric effect, Hertz and Lenard's observations; Einstein's photoelectric equation-particle nature of light, photoelectric cell and its application.

deBroglie's hypothesis :-Matter waves-wave nature of particles, de Broglie relation. Davisson-Germer experiment (experimental details should be omitted; only conclusion should be explained). Wave length of electron, principle of electron microscope, scanning of electron microscope, transmission electron microscope and atomic force microscope.

Unit XIX: Atoms & Nuclei

Bohr's atom model :- Alpha-particle scattering experiment; Rutherford's model of atom Bohr atomic model for hydrogen atom, Bohr's Postulates- expression for radius velocity, energy, wave number, spectral series of hydrogen, energy level diagram, explanation of ionization & excitation of energy, limitation of Bohr's theory, explanation of Sommerfeld & vector atom models.

Lasers :- Interaction between energy levels & electromagnetic radiation, laser action, population inversion, optical pumping, properties of lasers, construction & working of Ruby laser, application of laser, brief account of photonics.

Nuclear Physics:- Characteristics of nucleus, Composition and size of nucleus, atomic masses, isotopes, isobars; isotones, qualitative explanation of liquid drop and nuclear magnetic resonance and its application in medical diagnostics as MRI nuclear forces and their characteristics, Mass-energy relation, mass defect; binding energy per nucleon and its variation with mass number; Nuclear fission with equation, Nuclear chain reaction, critical mass, controlled & uncontrolled chain reactions, types of nuclear reactor, mention their principles, disposal of nuclear waste nuclear fusion. stellar energy (carbon & proton cycle)

Radioactivity :- Laws of radioactivity, decay law, explanation of decay constant, half life period, mean life, relation between half &

mean life, unit of activity, Becquerel & Curie – artificial transmutation, artificial radioactivity, radio isotopes & mention their uses, brief account of Biological effects of radiation & safety measures.

Elementary Particles :- basic concepts of decay, neutrino hypothesis, beta leptons & hadrons, Qualitative explanation of it, Quarks.

Unit XX: Electronic Devices

Energy bands in solids (Qualitative ideas only) conductor, insulator and semiconductor; semiconductor diode – I-V characteristics in forward and reverse bias, diode as a rectifier; I-V characteristics of LED, photodiode, solar cell, and Zener diode; Zener diode as a voltage regulator. Junction transistor, transistor action, characteristics of a transistor, transistor as an amplifier (common emitter configuration) and oscillator. Logic gates (OR, AND, NOT, NAND and NOR). Transistor as a switch.

Unit XXI: Communication Systems

Elements of a communication system (block diagram only); bandwidth of signals (speech, TV and digital data); bandwidth of transmission medium. Propagation of electromagnetic waves in the atmosphere, sky and space wave propagation. Need for modulation. Production and detection of an amplitude-modulated wave.

CHEMISTRY

Unit I: Solid State

Classification of solids based on different binding forces: molecular, ionic, covalent and metallic solids, amorphous and crystalline solids (elementary idea). Unit cell in two dimensional and three dimensional lattices, calculation of density of unit cell, packing in solids, packing efficiency, voids, number of atoms per unit cell in a cubic unit cell, point defects.

Electrical and magnetic properties-Band theory of metals, conductors, semiconductors and insulators and n & p type semiconductors, diamagnetism, paramagnetism, ferromagnetism.

Unit II: Solutions (Solution and colligative properties)

Types of solutions, expression of concentration of solutions of solids in liquids, solubility of gases in liquids, solid solutions.

Colligative properties - relative lowering of vapour pressure, Raoult's law, elevation of boiling point, depression of freezing point, osmotic pressure, determination of molecular masses using colligative properties, abnormal molecular mass, van't Hoff factor.

Unit III: Electrochemistry

Redox reactions, conductance in electrolytic solutions, specific and molar conductivity, variations of conductivity with concentration, Kohlrausch's Law, electrolysis and law of electrolysis (elementary idea), Types of cell - Dry cell - electrolytic cells and Galvanic cells, lead accumulator. EMF of a cell, standard electrode potential, Nernst equation and its

application to chemical cells, Relation between Gibbs energy change and emf of a cell, fuel cells, corrosion.

Unit IV: Chemical Kinetics

Rate of a reaction (Average and instantaneous), factors affecting rate of reaction: concentration, temperature, catalyst; order and molecularity of a reaction, rate law and specific rate constant, integrated rate equations and half life (only for zero and first order reactions), concept of collision theory (elementary idea, no mathematical treatment). Activation energy, Arrhenius equation.

Unit V: Surface Chemistry

Types of Adsorption - physisorption and chemisorption, Factors affecting adsorption of gases on solids. catalysis, homogenous and heterogenous activity and selectivity; enzyme catalysis colloidal state distinction between true solutions, colloids and suspension; lyophilic, lyophobic multimolecular and macromolecular colloids; Properties of colloids; Tyndall effect, Brownian movement, electrophoresis, coagulation, emulsion - types of emulsions.

Unit VI: General Principles and Processes of Isolation of Elements

Principles and methods of extraction - concentration, oxidation, reduction - electrolytic method and refining; occurrence and principles of extraction of aluminium, copper, zinc and iron.

Unit VII: p-Block Elements

Group -15 Elements: General introduction, electronic configuration, occurrence, oxidation states, trends in physical and chemical properties; Nitrogen-Preparation properties & uses ; compounds of nitrogen, preparation and properties of ammonia and nitric acid, oxides of nitrogen (Structure only) ; Phosphorus - allotropic forms, compounds of phosphorus: preparation and properties of phosphine, halides PCl_3 , PCl_5 and oxoacids (elementary idea only).

Group 16 Elements: General introduction, electronic configuration, oxidation states, occurrence, trends in physical and chemical properties,

Dioxygen: Preparation, Properties and uses, classification of oxides, Ozone, Sulphur -allotropic forms;

Sulphur: Preparation properties and uses of sulphur-dioxide, sulphuric acid: industrial process of manufacture, properties and uses; Oxoacids of sulphur (Structures only).

Group 17 Elements: General introduction, electronic configuration, oxidation states, occurrence, trends in physical and chemical properties; compounds of halogens, Preparation, properties and uses of chlorine and hydrochloric acid, interhalogen compounds, oxoacids of halogens (structures only).

Group 18 Elements: General introduction, electronic configuration, occurrence, trends in physical and chemical properties, uses.

Unit VIII: d and f Block Elements

d Block Elements General introduction, electronic configuration, occurrence and characteristics of transition metals, general trends in properties of the first row transition metals - metallic character, ionization enthalpy, oxidation states, ionic radii, colour, catalytic property, magnetic properties, interstitial compounds, alloy formation, preparation and properties of $K_2Cr_2O_7$ and $KMnO_4$.

f Block Elements Lanthanoids - Electronic configuration, oxidation states, chemical reactivity and lanthanoid contraction and its consequences.

Actinoids - Electronic configuration, oxidation states and comparison with lanthanoids.

Unit IX: Coordination Compounds

Coordination compounds - Introduction, ligands, coordination number, colour, magnetic properties and shapes, IUPAC nomenclature of mononuclear coordination compounds. Bonding, Werner's theory, VBT, and CFT; structure and stereoisomerism, importance of coordination compounds (in qualitative inclusion, extraction of metals and biological system).

Unit X : Haloalkanes and Haloarenes.

(Halogen derivatives of alkanes and arenes)

Haloalkanes: Nomenclature, nature of C -X bond, physical and chemical properties, mechanism of substitution reactions, optical rotation, stability of carbocations R-S and d-I configurations.

Haloarenes: Nature of C -X bond, substitution reactions (Directive influence of halogen in monosubstituted compounds only), stability of carbocations R-S and d-I configurations.

Uses and environmental effects of - dichloromethane, trichloromethane, tetrachloromethane, iodoform, freons, DDT.

Unit XI: Alcohols, Phenols and Ethers

Alcohols: Nomenclature, methods of preparation, physical and chemical properties(of primary alcohols only), identification of primary, secondary and tertiary alcohols, mechanism of dehydration, uses with special reference to methanol and ethanol.

Phenols: Nomenclature, methods of preparation, physical and chemical properties, acidic nature of phenol, electrophilic substitution reactions, uses of phenols.

Ethers: Nomenclature, methods of preparation, physical and chemical properties, uses.

Unit XII: Aldehydes, Ketones and Carboxylic Acids

Aldehydes and Ketones: Nomenclature, nature of carbonyl group, methods of preparation, physical and chemical properties, mechanism of nucleophilic addition, reactivity of alpha hydrogen in aldehydes: uses.

Carboxylic Acids: Nomenclature, acidic nature, methods of preparation, physical and chemical properties; uses.

Unit XIII: Organic compounds containing Nitrogen

Amines: Nomenclature, classification, structure, methods of preparation, physical and chemical properties, uses, identification of primary, secondary and tertiary amines.

Cyanides and Isocyanides - will be mentioned at relevant places in text.

Diazonium salts: Preparation, chemical reactions and importance in synthetic organic chemistry.

Unit XIV: Biomolecules

Carbohydrates - Classification (aldoses and ketoses), monosaccharides (glucose and fructose),

D-L configuration oligosaccharides (sucrose, lactose, maltose), polysaccharides (starch, cellulose, glycogen); Importance of carbohydrates.

Proteins - Elementary idea of α -amino acids, peptide bond, polypeptides, proteins, structure of proteins - primary, secondary, tertiary structure and quaternary structures (qualitative idea only), denaturation of proteins; enzymes.

Hormones and Lipids- Elementary idea excluding structure.

Vitamins - Classification and functions.

Nucleic Acids: DNA and RNA.

Unit XV: Polymers

Classification - natural and synthetic, methods of polymerization (addition and condensation), copolymerization, some important polymers: natural and synthetic like polythene, nylon polyesters, bakelite, rubber. Biodegradable and non-biodegradable polymers.

Unit XVI: Chemistry in Everyday life

Chemicals in medicines - analgesics, tranquilizers antiseptics, disinfectants, antimicrobials, antifertility drugs, antibiotics, antacids, antihistamines.

Chemicals in food - preservations, artificial sweetening agents, elementary idea of antioxidants.

Cleansing agents - soaps and detergents, cleansing action.

Unit XVII: Metallurgy-2

Physic-chemical concepts involved in the following metallurgical operations - desilverisation of lead by parke's process-distribution law.Reduction of metal oxides-ellingham diagrams-relative tendency to undergo oxidation in case of

elements Fe, Ag, Hg, Al, C, Cr, and Mg. Blast furnace-metallurgy of iron-reactions involved and their role, Role of each ingredient and energetics.

Unit XVIII: Industrially important compounds

Manufactures of caustic soda by nelson's cell method, ammonia by Haber's process, sulphuric acid by contact process, potassium dichromate from chromite, uses chemical properties of sulphuric acid and potassium dichromate.

BIOLOGY

Unit I: Diversity of Living Organism

Introduction to Biology :- Definition of Biology and its main branches, Botany and Zoology, scope of Biology, branches of Biology (definition). Classical branches – morphology, cytology, histology, anatomy, physiology, developmental Biology, biosystematics, genetics, ecology, organic evolution and palaeontology.

Inter disciplinary branches – biophysics, biochemistry, and biostatistics. Applied branches and career prospects – agriculture, entomology, silviculture, pathology, apiculture, microbiology, and bioinformatics. Role of Biology in myths and disbeliefs.

Biosystematics

What is life? biodiversity; need for classification;

Three domains of life, concept of species:- three domains of life; taxonomy & systematics; concept of species and taxonomical hierarchy; binomial nomenclature; tools for study of taxonomy-museums, zoological parks, herbaria, botanical gardens.

Five kingdom classification; salient features and classification of Monera, Protista and Fungi (mycota) into major groups: Lichens.

Viruses and Viroid, prions:- Chemical nature with one example of disease each-creutzfeldt- Jacob disease (CZD) and potato spindle tuber disease (PSTD)

Kingdom-Plantae:- Salient features and classification of plants into major groups - Algae, Bryophyta (metaphyta), Pteridophyta, Gymnospermae and Angiospermae (three to five salient and distinguishing features and at least two examples of each category); Angiosperms - classification up to class, characteristic features and examples.

Kingdom-Animalia :- Salient features and classification of animals non chordates up to phyla level and chordates up to classes level (three to five salient features and at least two examples).

Unit II: Structural Organisation in Animals and Plants

Morphology of Plants :- Morphology and modifications; tissues; anatomy and functions of different parts of flowering plants: root, stem, leaf, inflorescence; cymose and racemose, flower (homochlamydeous, heterochlamydeous) fruit and seed (to be dealt along with the relevant practical of the Practical Syllabus).

Study of Animal tissues :-

Animal tissues (epithelial, connective, nervous, muscular) Study of Animal Type Example Cockroach:- morphology, anatomy and functions of different systems (digestive, circulatory, respiratory, nervous and reproductive) of an insect (cockroach). (a brief account only)

Unit III: Cell Biology

Organisation of cell :- Cell theory and cell as the basic unit of life; structure of prokaryotic and eukaryotic cells; Plant cell and animal cell; Cell envelope, cell membrane, cell wall; Cell organelles – structure and function; endomembrane system, endoplasmic reticulum, Golgi bodies, lysosomes, vacuoles; mitochondria, ribosomes, plastids, microbodies; cytoskeleton, cilia, flagella, centrioles (ultrastructure and function); nucleus, nuclear membrane, chromatin, nucleolus.

Biochemistry of cell :- Chemical constituents of living cells; biomolecules, structure and function of proteins, carbohydrates, lipids, nucleic acids, enzymes, types, properties, enzyme action.

Cell Reproduction : cell cycle, mitosis, meiosis and their significance.

Unit IV: Plant Physiology

Plant water relation & mineral nutrition :- Transport in plants; movement of water, gases and nutrients; cell to cell transport, Diffusion, facilitated diffusion, active transport; plant-water relations, Imbibition, water potential, osmosis, plasmolysis; long distance transport of water - Absorption, apoplast, symplast, transpiration pull, root pressure and guttation; transpiration, opening and closing of stomata; Uptake and translocation of mineral nutrients - Transport of food, phloem transport, mass flow hypothesis; diffusion of gases. Mineral nutrition: Essential minerals, macro and micronutrients and their role; deficiency symptoms; mineral toxicity; elementary idea of hydroponics as a method to study mineral nutrition; nitrogen metabolism, nitrogen cycle, biological nitrogen fixation.

Photosynthesis:-

Bioenergetics- introduction, light as the source of energy and ATP as energy currency. photosynthesis as a means of autotrophic nutrition; site of photosynthesis-chloroplast pigments involved in photosynthesis (elementary idea); photochemical and biosynthetic phases of photosynthesis; cyclic and non cyclic photophosphorylation; chemiosmotic hypothesis; photorespiration; C3 and C4 pathways; factors affecting photosynthesis.

Respiration:- exchange of gases; cellular respiration - glycolysis, fermentation (anaerobic), TCA cycle and electron transport system (aerobic); energy relations - number of ATP molecules generated; amphibolic pathways; respiratory quotient, Pasteur effect.

Plant growth and development:- seed germination; phases of plant growth and plant growth rate; conditions of growth; differentiation, dedifferentiation and redifferentiation; sequence of developmental processes in a plant cell; growth regulators - auxin, gibberellin, cytokinin, ethylene, ABA; seed dormancy; vernalisation; photoperiodism.

Unit V: Human Physiology

Human Nutrition :-

Digestion and absorption: alimentary canal and digestive glands, role of digestive enzymes and gastrointestinal hormones; Peristalsis, digestion, absorption and assimilation of proteins, carbohydrates and fats; calorific values of proteins, carbohydrates and fats; egestion; nutritional and digestive disorders - PEM, indigestion, constipation, vomiting, jaundice, diarrhoea.

Human Respiration :- Breathing and Respiration: Respiratory organs in animals (recall only); Respiratory system in humans; mechanism of breathing and its regulation in humans - exchange of gases, transport of gases and regulation of respiration, respiratory volume; disorders related to respiration - asthma, emphysema, occupational respiratory disorders.

Circulation:-Body fluids and circulation: composition of blood, blood groups, coagulation of blood; composition of lymph and its function; human circulatory system - Structure of human heart and blood vessels; cardiac cycle, cardiac output, ECG; double circulation; regulation of cardiac activity; disorders of circulatory system - hypertension, coronary artery disease, angina pectoris, heart failure.

Excretion & Osmoregulation :-Excretory products and their elimination: modes of excretion - ammonotelism, ureotelism, uricotelism; human excretory system - structure and function; urine formation, osmoregulation; regulation of kidney function - renin - angiotensin, atrial natriuretic factor, ADH and diabetes insipidus; role of other organs in excretion; disorders - uraemia, renal failure, renal calculi, nephritis; dialysis and artificial kidney.

Human skeleton & Locomotion :-Locomotion and movement: types of movement - ciliary, flagellar, muscular; skeletal muscle - contractile proteins and muscle contraction; skeletal system and its functions; joints; disorders of muscular and skeletal system - myasthenia gravis, tetany, muscular dystrophy, arthritis, osteoporosis, gout.

Control & Co-ordination :-Neural control and coordination: neuron and nerves; Nervous system in humans – central nervous system; peripheral nervous system and visceral nervous system; generation and conduction of nerve impulse; reflex action; sensory perception; sense organs; elementary structure and function of eye and ear. A brief study of epilepsy, Parkinson's disease, Alzheimer's disease and Huntington's

Chemical coordination and regulation: endocrine glands and hormones; human endocrine system - hypothalamus, pituitary, pineal, thyroid, parathyroid, adrenal, pancreas, gonads; mechanism of hormone action (elementary Idea); role of hormones as messengers and regulators, hypo - and hyperactivity and related disorders; dwarfism, acromegaly, cretinism, goit, exophthalmic goiter, diabetes, Addison's disease.

Unit VI: continuity of life

Reproduction in plants :- Reproduction in organisms: reproduction, a characteristic feature of all organisms for continuation of species; asexual reproduction modes of reproduction - asexual and sexual reproduction; modes - binary fission, sporulation, budding, gemmule, fragmentation; vegetative propagation in plants. Sexual reproduction in flowering plant: flower structure; development of male and female gametophytes; pollination - types, agencies and examples; outbreeding devices; pollen-pistil interaction; double fertilization; post fertilization events - development of endosperm and embryo, development of seed and formation of fruit; special modes - apomixis, parthenocarpy, polyembryony; Significance of seed and fruit formation.

Early development of frog - structure of egg, cleavage, blastulation, gastrulation, derivatives of primary germ layers.

Human Reproduction:- male and female reproductive systems; microscopic anatomy of testis and ovary; gametogenesis - spermatogenesis and oogenesis; menstrual cycle; fertilisation embryo development upto blastocyst formation, implantation; pregnancy and placenta formation (elementary idea); parturition (elementary idea); lactation (elementary idea). Reproductive health: need for reproductive health and prevention of sexually transmitted diseases (STD); birth control – need and methods, contraception and medical termination of pregnancy (MTP); amniocentesis; infertility and assisted reproductive technologies – IVF, ZIFT, GIFT (elementary idea for general awareness).

Unit VII Genetics and Evolution

Genetic basis of inheritance:- Heredity and variation: Mendelian inheritance; deviations from Mendelism – incomplete dominance, co-dominance, multiple alleles and inheritance of blood groups, pleiotropy; elementary idea of polygenic inheritance.

Chromosomal basis of inheritance:- chromosome theory of inheritance; chromosomes and genes; Sex determination - in humans, birds and honey bee; linkage and crossing over; sex linked inheritance - haemophilia, colour blindness; Mendelian disorder in humans - thalassemia; chromosomal disorders in humans; Down's syndrome, Turner's and Klinefelter's syndromes, Turner's syndrome, Cri-du-Chat syndrome. gene disorders - sickle cell anemia, haemophilia.

Gene – Its nature, expression & regulation:- Molecular basis of inheritance: search for genetic material and DNA as genetic material; Structure of DNA and RNA; DNA packaging; DNA replication; Central dogma; transcription, genetic code, translation; gene expression and regulation - Lac Operon;

Genome and human genome project; DNA fingerprinting.

Unit VIII Evolution

Origin of life; biological evolution and evidences for biological evolution (paleontology, comparative anatomy, embryology and molecular evidence); Darwin's contribution, modern synthetic theory of evolution; mechanism of evolution - variation (mutation and recombination) and natural selection with examples, types of natural selection; Gene flow and genetic drift; Hardy - Weinberg's principle; adaptive radiation; human evolution.

Unit IX. Biology and Human Welfare

Man in health and diseases-concept of Homeostasis-the central dogma in physiology – definition meaning of internal environment. Factors to be kept constant to achieve homeostasis, Example to illustrate homeostasis.

Human Health and diseases:- pathogens; parasites causing human diseases (malaria, filariasis, ascariasis, typhoid, pneumonia, common cold, amoebiasis, ring worm); Basic concepts of immunology - vaccines; cancer, HIV and AIDs; Adolescence, drug and alcohol abuse. Improvement in food production : Plant breeding, tissue culture, single cell protein, Biofortification, Apiculture and Animal husbandry.

Microbes in human welfare: In household food processing, industrial production, sewage treatment, energy generation and as biocontrol agents and biofertilizers.

Animal Husbandry:- Management of farms and farm animals (dairy, poultry, animal breeding, bee keeping, fisheries, sericulture, lac culture.

Vermiculture Definition and procedure, vermicomposed – degradation of organic waste and role of earthworm in soil fertility.

Unit X Biotechnology and Its Applications

Process & Application:- Principles and process of biotechnology: genetic engineering (recombinant DNA technology).transposons, plasmids, bacteriophages, production of restriction fragments, preparing and cloning DNA library, gene amplification.

Application of biotechnology:- in health and agriculture: human insulin and vaccine production, gene therapy; genetically modified organisms - Bt crops; transgenic animals; biosafety issuesbiopiracy and patents.

Enhancement in food production:- Plant breeding, tissue culture, concept of cellular totipotency, requirement of tissue culture, callus culture, suspension culture, single cell protein, biofortification.

Unit XI Ecology and Environment

Habitat and niche:- Organisms and environment: habitat and niche, population and ecological adaptations; population interactions - mutualism, competition, predation, parasitism; population attributes - growth, birth rate and death rate, age distribution.

Ecosystems:- patterns & energy flow, components; productivity and decomposition; energy flow; pyramids of number, biomass, energy; nutrient cycles (carbon and phosphorous); ecological succession; ecological services - carbon fixation, pollination, oxygen release.

Biodiversity and its conservation:- concept of biodiversity; patterns of biodiversity; importance of biodiversity; loss of biodiversity; biodiversity conservation; hotspots, endangered organisms, extinction, Red Data Book, biosphere reserves, national parks and sanctuaries. Benefits of biodiversity-economic-traditional crop varieties, animals of food value, medicinal plants harvested from wild habitats. Ecological/social for controlling soil-water regimes and hydrology, for efficient organic residue management and soil fertility management, ethical cultural,spiritual and religious belief system centered around the concept of sacred species, sacred groves and sacred landscapes.

Biodiversity depletion-anthropocentric causes-urbanization, expansion of agriculture, deforestation, pollution, acidification of soil and water, Mining activities, desertification and loss of soil fertility. Intellectual property rights- patenting life forms.

Environmental issues:- Air pollution and its control; water pollution and its control; agrochemicals and their effects; solid waste management; radioactive waste management; greenhouse effect and global warming; ozone depletion; deforestation; any three case studies as success stories addressing environmental issues.

Economic Botany:- Introduction, oil yielding plants, groundnut and sunflower, cereals and millets, rice and jowar, pulses, pigeon pea, and Bengal gram, medicinal plants – Adathoda vasica, Ephedra gerardiana, dryopteris, santalum album, gymnema sylvestre, Ocimum sanctum, Phyllanthus emblica, Spices – pepper, cloves and cardamom.

Elements of Plant Pathology:- Symptoms, etiology, type and nature of pathogens and methods of control with reference to the following diseases :- banana bunchy top, tikka disease of groundnut, crown gall (of any common dicot plant)


Other Facilities



State-of-the-art Cafeteria for Faculty and Students



Library Premises



State-of-the-art Cafeteria for Faculty and Students



Annual Sports Day



Basketball Ground

DPU

Dr. D. Y. Patil Vidyapeeth, Pune

(Deemed University)

(Re-accredited by NAAC with a CGPA of 3.62 on a four point scale at 'A' grade)

(An ISO 9001 : 2008 Certified University)

Sant Tukaram Nagar, Pimpri, Pune - 411 018, Maharashtra, India.

Tel. No. : (020) 27805000, 27805001. Fax (020) 27420010

E-mail : info@dpu.edu.in • www.dpu.edu.in